



Inter-American Development Bank

SURINAME SURVEY OF LIVING CONDITIONS 2022

Methodology Report

Sistemas Integrales Consulting

CONTACT INFORMATION

Sistemas Integrales Consulting Ltda.
J.M de la Barra 412 · Piso 4 · 6500446 · Santiago · Chile
Ramiro Flores Cruz, raflorescruz@ariel.cl
Juan Muñoz, juan.munoz@ariel.cl
Web: www.sistemasintegrales.cl

CONTENTS

| | |
|--|-----|
| 1. Introduction | 1 |
| 2. Sample Design..... | 2 |
| 3. Estimation and Sampling Errors..... | 7 |
| 4. Survey Tools and Methods | 9 |
| Questionnaire..... | 9 |
| Database | 10 |
| Public use Database - Anonymization | 10 |
| The SSLC Approach to Household Consumption | 10 |
| Geocoding | 11 |
| 5. Fieldwork Organization | 11 |
| 6. The Comprehensive Fieldwork Quality Control (CFQC) System | 12 |
| Annex 1. SSLC 2022 Weighting | 18 |
| Annex 2. Stata Code for Weighted Estimates and Sampling Error Computation..... | 27 |
| Annex 3. SSLC Questionnaire | 28 |
| Annex 4. SSLC Codebook | 112 |

1. INTRODUCTION¹

The Suriname Survey of Living Conditions (SSLC) 2022 is an effort of the Inter-American Development Bank (IDB) designed to support evidence-based policymaking and is the second round following the SSLC implemented in 2016-2017. It covers the same thematic areas as the SSLC 2016/17, such as education, health, housing, employment and poverty alleviation and incorporates new topics such as mental health, information and communication technologies (ICT), food insecurity and resilience to shocks. As in 2016-2017, it also collected data on consumption patterns, income and expenditures to support poverty analysis in Suriname.

It was implemented between January and December 2022 and interviewed about 2,500 households and 7,500 persons with national coverage. One thousand are panel households already interviewed in 2016-2017; the rest are new households selected for this round.

The SSLC 2022 was designed by Sistemas Integrales Consulting, and its fieldwork was carried out by DataFruit, a local survey firm, with the steering and technical direction of Sistemas Integrales Consulting. This report describes the main methodological aspects, such as sample design, estimation procedures, topics covered in the questionnaire, the structure of the resulting datasets and the quality control processes. Finally, the annexes present a technical note on the sampling weights calculation, a guide to the computation of estimates and sampling errors, the SSLC 2022 questionnaire, and a codebook of the datasets.

¹ This methodology report was prepared by Ramiro Flores Cruz, partner at Sistemas Integrales Consulting and IDB consultant. e-mail: r.fcruz@sistemasintegrales.cl

2. SAMPLE DESIGN

The SSLC 2022 target population includes all persons living in households throughout the full Suriname territory. Following the conventional practice for population surveys, it excludes the institutionalized population (i.e., persons living in prisons, nursing homes, long-term or dependent care facilities, long-term mining camps or military camps). According to the 2012 Population and Housing Census, Suriname had a household population of 534,932 persons living in 140,367 households.

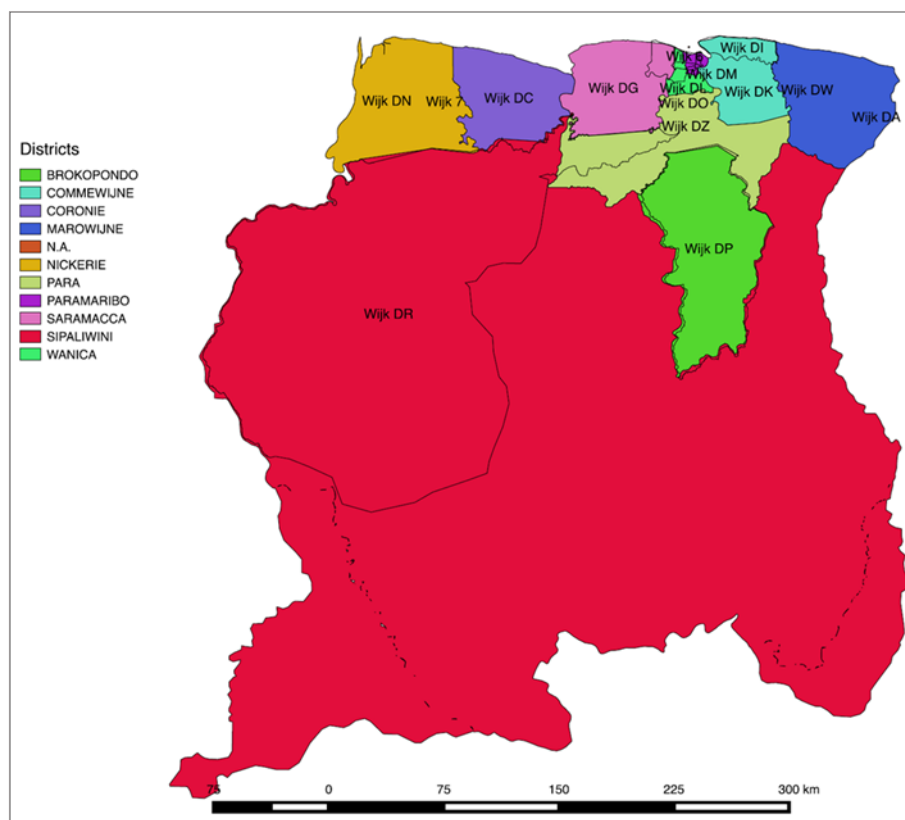
It interviewed about 2,500 households and about 7,500 persons. Since one of SSLC's main objectives is to measure the consumption and expenditure patterns of the Surinamese population, the sample was evenly distributed over 12 months, from January through December 2022. The overall yearly sample was randomly allocated into 12 smaller monthly samples called replicates. Each replicate spreads across the entire country territory and is nationally representative. Thus, the overall SSLC sample is attained by aggregating the 12 monthly replicates, achieving both spatial and time representativeness and capturing consumption seasonality.

The SSLC 2022 sample design is based on the SSLC 2016/17 design, using the same strata and definition of Primary Sampling Units (PSUs). The 2022 sample included all 2016-2017 PSUs and households plus a supplement sample of new PSUs and households to compensate for attrition nonresponse and to reach a target of 2,500 respondent households.

Contrary to the usual practice in other Caribbean countries and other regions, the General Bureau of Statistics of Suriname did not give access to the latest Population Census data at the enumeration area level, which is usually used to inform household sample designs. However, the survey managed to replace this source of information with the national electric network database as a sampling frame.

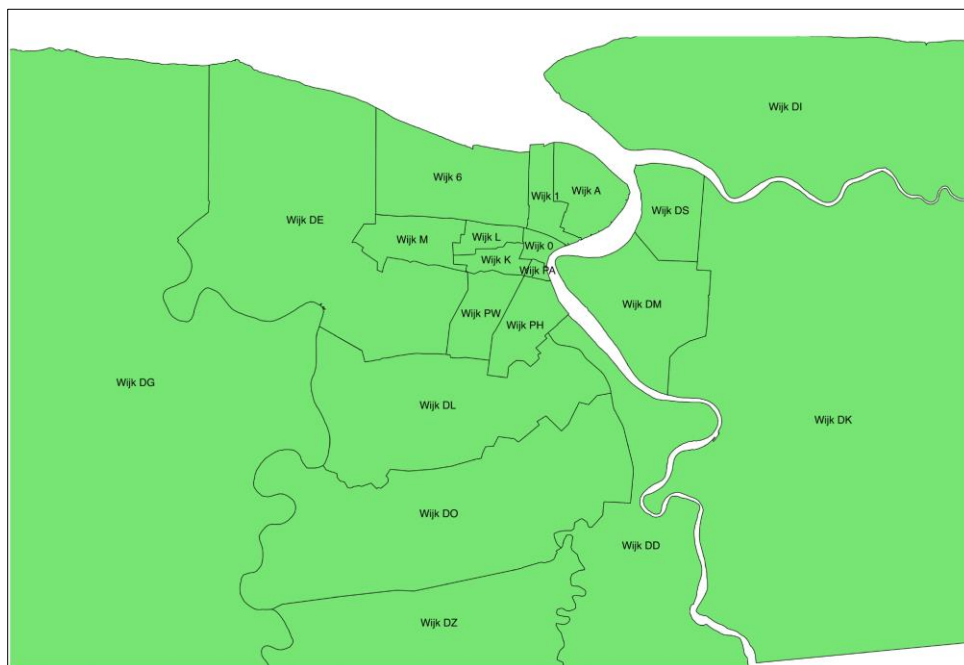
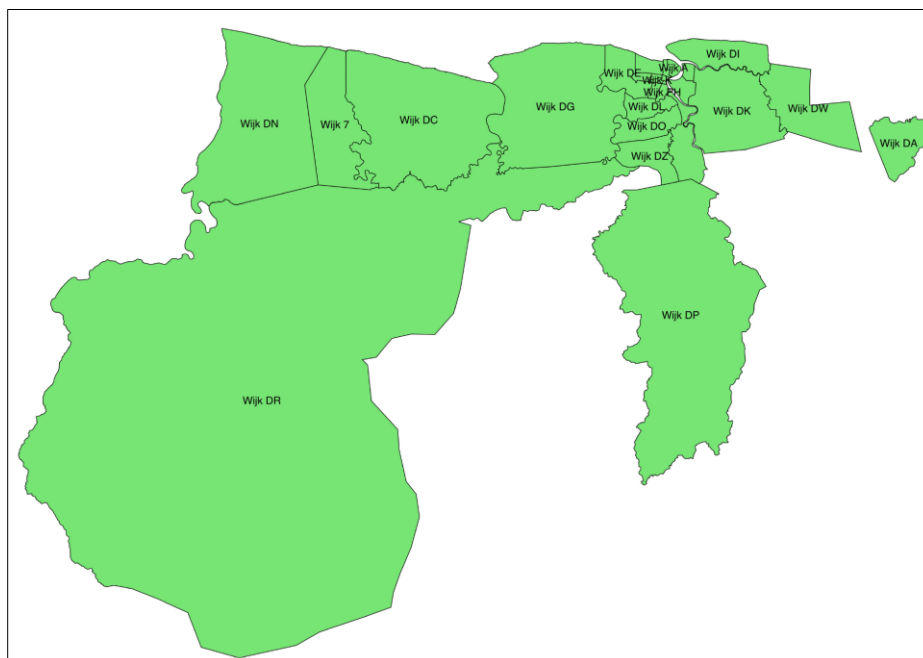
The EnergieBedrijf van Suriname (EBS), which is the only power provider in Suriname and supplies the largest part of the national territory, granted access to its updated customer database to be used as a complete household sampling frame in the network-covered areas. The electric network is organized into 27 Connection Areas (CAs) that cover all districts except for parts of Brokopondo and Sipaliwini (Figure 1).

The areas not covered by the EBS network (the southern half of Brokopondo, the largest part of Sipaliwini, and small portions of a few other districts) are supplied by the Ministry of Natural Resources, which provides the small villages located in these areas with electrical generators and fuel. The Ministry of Natural Resources does not keep a record of the households served in these areas, so the only available sampling frame was the list of the villages located therein.

Figure 1. EBS Connection Areas and Suriname Districts

Given the survey's analytical objectives and the data available, the Suriname population was split into three geographic estimation domains:

1. **Great Paramaribo:** Thirteen EBS CAs covering Paramaribo district and its peripheries (Figure 2). This domain includes Paramaribo's population plus part of the population in contiguous districts (Wanica, Saramacca and Commewijne) whose inhabitants generally commute to Paramaribo daily. It has the largest population and the highest density by far and may be broken down into two subdomains: *Paramaribo* and *Paramaribo outskirts*.
2. **Rest of the Coastal Region:** The remaining 14 EBS CAs on the coast – that is, the coast excluding Great Paramaribo (Figure 3).
3. **Interior:** The territory not covered by the EBS electrical network and supplied by the Ministry of Natural Resources instead. This domain's population resides in 137 small villages located in most of Sipaliwini, the southern half of Brokopondo and small portions of other districts. Although it covers a much larger territory than the other two domains, it is the smallest in population.

Figure 2. Detailed View of EBS Connection Areas in the Great Paramaribo Domain**Figure 3. EBS Connection Areas in Domains Great Paramaribo and Rest of Coastal Region**

Different sampling strategies were implemented in the Great Paramaribo and Rest of the Coastal Region domains versus the Interior domain.

In **domains Paramaribo and Rest of the Coastal Region**, where the EBS coverage is complete, the sampling frame was based on the up-to-date EBS customer database. The sample has a two-stage design stratified by CAs. In the first sampling stage, streets or groups of small streets operated as primary sampling units (PSUs) and a sample of PSUs was selected in each of the 27 CAs with probabilities proportionate to their size (PPS), using the number of households on each street as a measure of size.

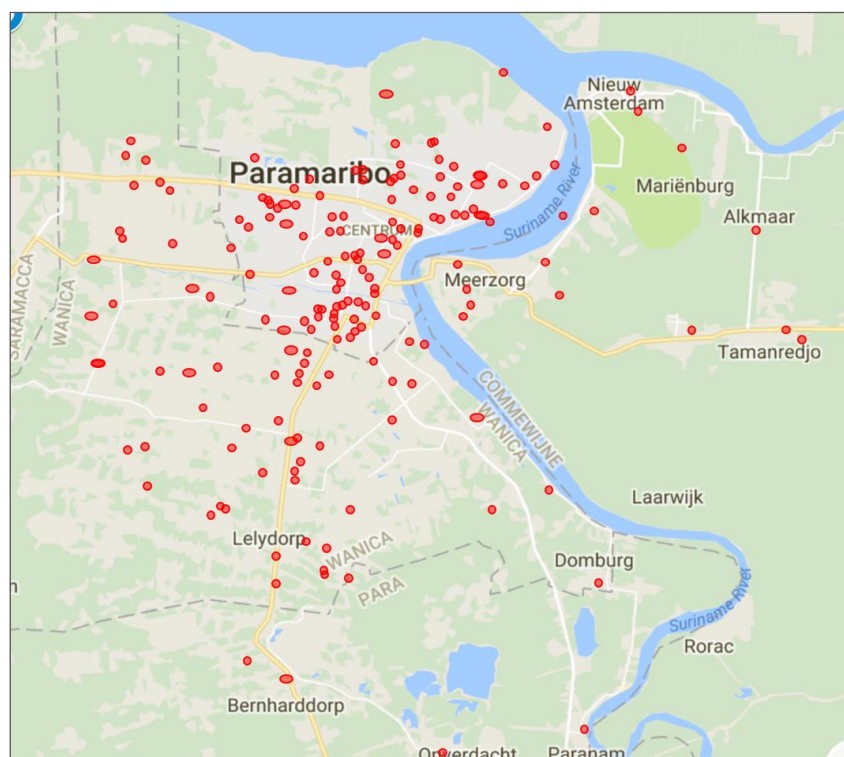
The 2022 sample includes the 155 PSUs in domain Great Paramaribo and the 46 PSUs in domain Rest of the Coastal Region from the 2016-2017 sample, plus 183 new additional PSUs in Great Paramaribo and 52 new PSUs in the Coastal Region.

In line with the high concentration of Suriname population in Paramaribo and its outskirts, the largest part of the SSLC sample is located in domain Great Paramaribo. Figure 4 shows the geographical distribution of SSLC sample PSUs across the country (including PSUs in domain Interior), whereas Figure 5 zooms in on the sample PSUs selected in Great Paramaribo.

Figure 4. SSLC Sample PSUs (overall sample)



Figure 5. SSLC Sample PSUs in Domain Great Paramaribo



Domain Interior presents a different scenario since it overlaps with the country's region that is not covered by the EBS network and thus has no available sampling frame at the household level. The sample in this domain also includes a two-stage design. In the first stage, the villages operated as PSUs. A sample of villages was selected with PPS from a list of villages provided by the Ministry of Natural Resources, using the village total population as a measure of size.² At that point, a household listing operation was conducted in each selected village, and a systematic random sample of households was drawn in each of them.

The 2022 sample included the 20 villages from the 2016-2017 sample plus 6 additional new villages. Table 1 displays the list of sample villages in domain Interior, the corresponding district, the tribe and the quarter when the village was surveyed.

² Since the total Census population for each village is not publicly provided by the General Bureau of Statistics of Suriname, these data were provided by the Ministry of Natural Resources.

Table 1. List of Sample PSUs (villages) in Domain Interior

| Village | District | Tribe | Quarter |
|--------------------|------------|-----------|---------|
| Gujaba | Sipaliwini | Saramakka | 2 |
| Bendekwaai | Sipaliwini | Saramakka | 2 |
| Malobi | Sipaliwini | Saramakka | 2 |
| Kajapatie | Sipaliwini | Saramakka | 2 |
| Abenaston | Sipaliwini | Saramakka | 2 |
| Stoelmanseiland | Sipaliwini | Aucaner | 2 |
| Gakaba | Sipaliwini | Aucaner | 2 |
| Kampoe | Sipaliwini | Saramakka | 2 |
| Pikien Saron | Para | Caraib | 2 |
| Pokigron | Sipaliwini | Saramakka | 2 |
| Ricanaumoffo | Marowijne | Aucaner | 2 |
| Massiakreek | Sipaliwini | Saramakka | 3 |
| Semoisi | Sipaliwini | Saramakka | 3 |
| Commissaris kondre | Brokopondo | Matawai | 3 |
| Akoloi kondre | Marowijne | Aucaner | 3 |
| Nason | Sipaliwini | Paramaka | 3 |
| Wanhatti | Marowijne | Aucaner | 3 |
| Moengotapoe | Marowijne | Aucaner | 3 |
| Pamboko | Sipaliwini | Saramakka | 4 |
| Dan Gogo | Sipaliwini | Saramakka | 4 |
| Godo-olo | Sipaliwini | Aucaner | 4 |
| Pikinkondre | Sipaliwini | Saramakka | 4 |
| Cottica a/d Lawa | Sipaliwini | Aucaner | 4 |

3. ESTIMATION AND SAMPLING ERRORS

The SSLC sample design allows for obtaining estimates at the national level and for each of the three geographic domains (Great Paramaribo, Rest of the Coastal Region and the Interior) and also for the two subdomains within the domain Great Paramaribo (Paramaribo and Paramaribo Outskirts). The SSLC does not provide reliable estimates at the district level or at the EBS CA level.

Base weights were computed to account for the unequal inclusion probabilities by domain in accordance with the SSLC sample design. Once fieldwork was finalized, the base weights were adjusted for

nonresponse³ and calibrated to generate the final weights included in the SSLC data files. Annex 1 describes the calculation of the SSLC 2022 sampling weights.

When estimating sampling errors (expressed in the sampling variances, standard errors, coefficients of variation and confidence intervals) for statistics such as means, proportions and ratios, as well as linear and non-linear regression parameters, all SSLC complex sample design features (stratification, clustering, design-based weighting and nonresponse adjustments) need to be accounted for. If the complex sample design is not accounted for, standard statistical software will assume that the sample is a simple random sample, which would result in unrealistically low sampling variances. Hence, standard errors would be understated, confidence intervals would be narrower than expected and test statistics would be biased.

The two most common approaches to estimating sampling errors for complex sample data are through: (1) the Taylor Series Linearization (TSL) of the estimator and the corresponding approximation to its variance; and (2) the use of resampling variance estimation techniques such as balanced repeated replication (BRR), jackknife repeated replication (JRR) and bootstrap. Stata and other statistical software packages use the TSL method as the default for estimating sampling errors for complex sample data. Annex 2 indicates the Stata syntax that should be used when analyzing SSLC data to account for its sample design features and weighting.

As an example, based on the TSL approach, Table 2 presents the estimates, standard errors, 95% confidence intervals and coefficients of variation for a set of SSLC selected indicators at the national level.⁴

Table 2. SSLC 2022 - Estimates and Sampling Errors for Selected indicators

| Indicator | Estimate | Standard error | 95% confidence interval | Coefficient of variation (%) |
|--|----------|----------------|-------------------------|------------------------------|
| Monthly net income from main job - Private employees (nominal) | 4539.0 | 188.32 | (4168.9 ; 4909.2) | 4.1 |
| Individuals 30+ years with at least one medical checkup per year | 0.642 | 0.0117 | (0.619 ; 0.665) | 1.8 |
| Individuals 30 years old and above with diabetes (claimed) | 0.151 | 0.0080 | (0.136 ; 0.167) | 5.3 |

The standard error is the square root of the sampling variance. The coefficient of variation is a relative measure of the standard error, calculated as the ratio between the standard error and the point estimate (it is usually expressed in percentage terms). As a rule of thumb, estimates with coefficients of variation of 1 percent or lower are considered to have a very high level of precision. Coefficients of variation between 1 and 3 percent are generally classified as very good, from 3 to 5 percent as good, 5 to 10 percent as acceptable, and 10 to 15 percent as large. Above 15 percent is classified as too large and the corresponding estimate is considered unreliable.

³ The total unweighted nonresponse rate (Refusals, No contacts and Other Reasons among eligible cases) was 29.7%, which is lower than the average of similar surveys of living conditions and household budgets in Latin America and the Caribbean.

⁴ Due to the different sample sizes in each domain, estimates at the national level and in domain Great Paramaribo are more precise (i.e., have a lower sampling error) than in domains Rest of the Coastal Region and Interior.

4. SURVEY TOOLS AND METHODS

Consistent with the SSLC's core objective, the survey captures data on the living conditions of the Surinamese population with a focus on consumption and expenditure. It also captures information on labor and non-labor income and includes modules on employment, food security, mental health, health, education, use of information and communication technology (ICT), social safety net programs, early childhood development, crime, immigration and housing. Additionally, the survey includes an anthropometric module, given the concern for assessing the nutritional status of children.

Questionnaire

The SSLC 2022 questionnaire was scripted into a CAPI (Computer Assisted Personal Interviewing) application and the interviews were implemented in tablets.

The questionnaire is divided into 20 modules, some of which are further subdivided into *parts* as follows:

- Module 0: Cover
- Module 1: Basic Demographics of Household Members
- Module 2: Migration
- Module 3: Education
- Module 17: Information and Communications Technology (ICT)
- Module 4: Government Social Safety Net Programs
- Module 18: Mental Health
- Module 5: Health
- Module 6: Pregnancy, Healthcare and Fertility
- Module 7: Children⁵
 - *Part A: Childcare, Early Development, etc.*
 - *Part B: Anthropometrics*
- Module 8: Crime and Personal Safety
- Module 9: Employment
- Module 10: Income and Financial Inclusion
- Module 11: Personal Expenses
- Module 12: Agriculture and Animal Breeding
- Module 13: Housing
- Module 14: Household Consumption and Expenses
 - *Part A: Consumption of Food and Beverages in the past 7 days*
 - *Part B: Non-food Expenses in the past 30 days*
 - *Part C: Expenses on Clothing and Footwear in the past 3 months*
 - *Part D: Non-food Expenses in the past 12 months*
- Module 19: Food Insecurity
- Module 20 Shocks and Resilience
- Module 21: Attitudes

⁵ Part 7A was registered directly by the interviewers on the questionnaire. Part 7B was completed by the survey supervisors, who revisited the households shortly thereafter to measure and weigh children with standard UNICEF tools and procedures.

The SSLC 2022 questionnaire is reproduced in full in Annex 3.

Database

The SSLC database is organized into five files, based on the nature of the statistical units observed. With few exceptions, all data recorded in a specific questionnaire part are stored in only one of these files, as shown below:

| File | Statistical unit | Questionnaire Modules and Parts |
|-------|---------------------------------------|---------------------------------|
| RT001 | Household | Cover, 12A, 13 |
| RT002 | Individual (present household member) | 2, 3, 4, 5, 6, 7A, 7B, 8, 9, 10 |
| RT140 | Food item | 14A |
| RT141 | Non-food item | 14B, 14C, 14D |
| RT142 | Shocks | 20 |

The SSLC codebook, with the features of all the variables in the database is included in Annex 4.

Public use Database - Anonymization

Each of the SSLC data files has two versions: a “Restricted” version, which contains all the variables reported on the questionnaire, as well as the weights and sample design variables required for the analysis; and a “Public” version, from which identifiers (such as the respondent names, addresses, phone numbers and household geocodes) have been excluded to guarantee confidentiality.

The SSLC Approach to Household Consumption

Household consumption is reported in Modules 11 and 14. Module 11 asks individual members about their personal expenses out of the home (e.g., meals bought and consumed away from home, bus and taxi fares, gasoline, cell phone top-ups, etc.), whereas Module 14 asks designated respondents about the consumption of the household as a whole (e.g., meals at home, laundry bleach, bottled gas, purchase of furniture, etc.).

Module 14 is divided into three parts. Part 14A reports food consumption, and parts 14B, 14C and 14D report non-food expenditures over the past 30 days, the past 3 months and the past 12 months, respectively.

Part 14A on food consumption applies the Last Purchase Recall (LPR) method. This method first identifies the food items that were actually consumed (i.e., eaten or drunk) at home during the past 7 days. Then, it asks further, depending on whether the item is ever purchased or not:

- For the *items that are usually purchased*, it asks about the frequency of household purchase, the quantity purchased and the amount spent on the last purchase.
- For the *items that are never purchased*, it asks about the sources of acquisition (e.g., self-production, gifts, government transfers, etc.) and the quantity generally consumed per week.

In the case of the *purchased food* this questioning scheme differs from the one generally used by most surveys when reporting food consumption by recall. The LPR method anchors the estimation of food purchased to a specific factual event (the last purchase) rather than using the loosely defined notion of “consumption in a given reference period” (typically the past week), as is done by most surveys. This approach proved quite successful in practice.

It is worth highlighting that, in the case of the purchased food items, the estimation of yearly food consumption and expenditures needs to be done carefully since the annualization factor to be used should be specific to each item, depending on the particular frequency with which the household buys that item. To simplify the analysis, an annualization coefficient has already been computed for every recorded food item and is included in file RT140 as variable `anncoeff`. This coefficient brings the quantities consumed (for purchased and non-purchased food items) and the amounts spent (for purchased items) to a standardized annual estimate.

Non-food transactions from parts 14B, 14C and 14D are all recorded in the database file RT141, also with an annualization coefficient `anncoeff`.

Education expenses and most of health expenses are addressed in Modules 3 and 5 respectively (at the individual level) and recorded in file RT002.

Geocoding

The SSLC recorded the geographical coordinates (latitude and longitude) of every interviewed household. These data are included in the Restricted version of file RT001. However, due to confidentiality reasons, the Public version of file RT001 contains only the geocodes corresponding to the centroid of the PSU where the sample household is located (variables `lat_cen` and `long_cen`). These data can be of use for spatial statistical analysis.

5. FIELDWORK ORGANIZATION

The survey was fielded by one manager, five supervisors and eighteen interviewers. Each interviewer was responsible for visiting PSUs with 12 sample households each, over the 12 months of data collection. Each interviewer spent one fortnight⁶ in each of the assigned PSUs.

Interviewing. A key feature of SSLC's fieldwork is that households had to be visited on several occasions due to three different reasons:

- The questionnaire is very comprehensive and includes a large number of modules and questions, which makes it unlikely to be applied in one single sitting without affecting data quality;
- Given the specificity of some of the individual survey topics, no proxy respondents were permitted (i.e., each member was asked to answer personally the questions related to his/her individual status). Children (defined as persons below 15 years of age) were an exception, and an adult in charge was asked to respond on their behalf;
- Not every topic related to the household may be known to the same extent and with the same accuracy by every household member. Hence, some members may be more suitable to answer about particular topics than others. For instance, the spouse may be a very appropriate respondent about

⁶ Each month was divided into two fortnights. The first fortnight went from the 1st to the 15th and the second from the 16th to the last day of the month.

food consumption, but the head of household may be better suited to respond about non-food expenditures.

As a result, interviewers usually had to make separate appointments with different household members on different days and times to collect all the data required in the questionnaire.

Supervisors. Each supervisor was in charge of overseeing a team of interviewers and taking the anthropometric measures of children 5 years of age and younger. Usually, supervisors' allocation is fixed, with one supervisor assigned to a particular interviewer across the whole survey. In the case of Suriname, this allocation shifted over time, which helped to ensure fieldwork quality.

6. THE COMPREHENSIVE FIELDWORK QUALITY CONTROL (CFQC) SYSTEM

All the collected data by the SSLC was subject to the Comprehensive Fieldwork Quality Control (CFQC) system throughout the entire fieldwork to immediately detect errors and undesired interviewer effects while in the field and take corrective actions on time. The SSLC 2022 CFQC system included the following components:

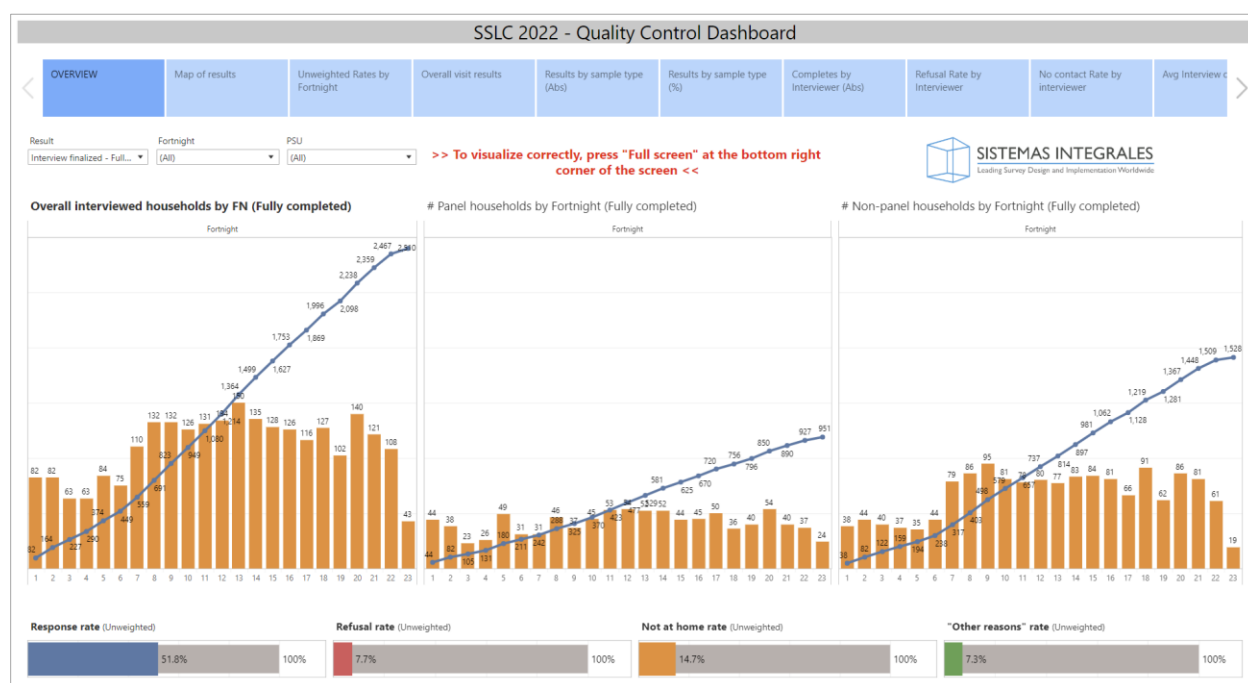
1. **Intra-questionnaire checks:** An extensive list of checks and validations were built into the CAPI questionnaire to provide instant alerts to interviewers. These included range checks, consistency checks, and identification of missing values and "Don't knows".
2. **Batch-process reports:** If an interviewer overrode a CAPI alert during the interview, he/she should add a comment to the pertaining question explaining the reason. At the end of every day, the CAPI platform ran a batch process on the survey server across all the uploaded interviews and generated a report that showed which CAPI alerts and how many had been overridden by each interviewer, plus any remaining issues in the data. The survey management team would then inform the field supervisors, who would ask the interviewers to clarify and correct the data if necessary.
3. **Monitoring of aggregate quality indicators:** On top of the quality checks carried out by the CAPI application during the data entry, which focuses on each individual interview, it is also necessary to monitor the quality of the overall work done by the interviewers. For this purpose, the data uploaded to the survey server was processed daily to compute a series of quality indicators that were visualized on an Online Quality Control Dashboard. The survey management team analyzed the quality indicators on an interviewer basis and decided whether special supervision was needed for any particular interviewer whose work appeared to be inadequate⁷. This monitoring provided early warnings so that corrective actions could be taken swiftly.
4. **Randomized audio supervision:** Randomized audio supervision was conducted using RASTM (Randomized Audio Supervision), an in-house application for interview auditing. Random parts of 100% of interviews were recorded and assessed by trained auditors to ensure the accuracy of the data registered by the interviewers and compliance with interviewing protocols. Initially, interviews to be audited were selected equally across all interviewers. After the first week of data


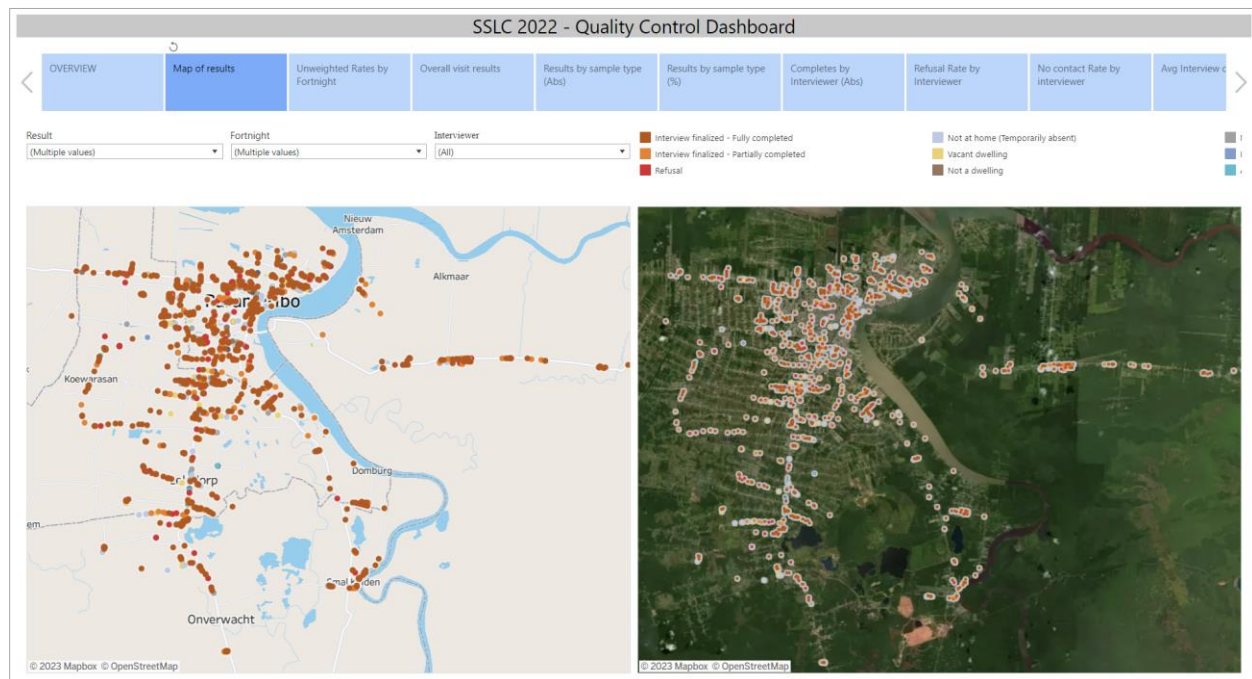
⁷ The comparison among interviewers was facilitated by the random allocation of PSUs across interviewers each fortnight, and the location of the surveyed PSUs (urban or rural) was accounted for when assessing an interviewer's performance.

collection, the audit began to focus on interviewers with issues identified through the analysis of the quality indicators in the Online QC Dashboard. The audit results were used to prepare regular audio supervision reports presented to the interviewers in regular meetings. These reports included a score of each audited interview and specific question-level comments.

5. **Monitoring meetings:** Regular meetings were held among the Project Manager, the Field Manager, the Quality Control Officer, and the supervisors to analyze the quality indicators in the online dashboard. During these meetings, the Project Manager indicated the issues found, overall and by interviewer, explained how they should be solved and set improvement goals to be assessed in the subsequent monitoring meeting.
6. **Audio supervision feedback meetings:** Regular meetings were held among the Field Manager, the Quality Control Officer, the auditors, supervisors and interviewers. During these meetings, the Quality Control Officer and auditors presented the latest audio supervision report to the interviewers, covering the identified issues and opportunities for improvement, overall and by the interviewer.

SSLC Online Quality Control Dashboard







SSLC Randomized Audio Supervision (RAS™)

Recordings
[01_Q04_01 \[88 Kb\]](#)
[01_Q17_05 \[49 Kb\]](#)
[01_Q21_a1 \[233 Kb\]](#)
Comments / Observations
17.05 - Interviewer does not mention time period (LAST 3 MONTHS)

<https://serv3.sic-svsys.co...>
serv3.sic-svsys.com/csweb/bajaraudi...
1423275140101_Q04_01_220719185248.m4a
0:17 / 0:50
Close

Household

| Fortnigh | PSU | Dwelling | HH |
|----------|-------|----------|----|
| 14 | 23275 | 14 | 01 |

17.05. Let us now talk about the use of the internet in general, i.e. not only at home... How often on average did you use the internet in the last 3 months?
17.05. Laten we nu praten over het gebruik van internet over het algemeen, dus niet alleen thuis... Hoe vaak heeft u gemiddeld internet gebruikt in de afgelopen 3 maanden?
1=Eelke dag/bijna elke dag 2=Tenminste één keer per week (niet elke dag) 3=Minder dan één keer per week 4=Nooit

1

2

☐ Read exactly as written
☒ Did not read exactly as written
☐ Interviewer did not read at all
☐ I couldn't hear the audio clearly Bad

4.01. In the past 6 months have you been a beneficiary of any of the following government programmes or benefits?
4.01. Heeft u in de afgelopen 6 maanden gebruik gemaakt van een van de volgende overheidsprogramma's of voorzieningen?
[01]=Bijstand voor werkloosheid [02]=Algemene Kinder Bijslag (AKB) [03]=School transport [04]=Stichting kinderdagverblijf (SBEC) [05]=Huisvestingsprogramma [06]=Stichting Arbeidsmobilisatie en Ontwikkeling (SAO) [07]=School kleding/uniform [08]=Financiële Bijstand zwakke huishoudens (FB) [09]=Financiële Bijstand - mensen met een beperking [10]=Kindervoeding (Kindervoeding programma) [11]=Beurzen en studietoelagen (schoolgeld) [12]=Stichting Productieve Werkenheden (SPWE) [13]=Gemeenschapsontwikkelingsprogramma [14]=Opvang voor ouderen [15]=Jeugdzorg [16]=Bouwen en reparatie van woningen [17]=Anders [97]=GEEN

Insert right answer

How was this question read by the interviewer?

☐ Read exactly as written
☐ Did not read

21.a10. It is important that all children physically attend school throughout the COVID-19 pandemic.
21.a10. Het is belangrijk dat alle kinderen fysiek de school bezoeken tijdens de COVID-19 pandemie.
[01]=Helemaal eens [02]=Eens [03]=Oneens [04]=Helemaal oneens

3

Insert right answer

How was this question read by the interviewer?

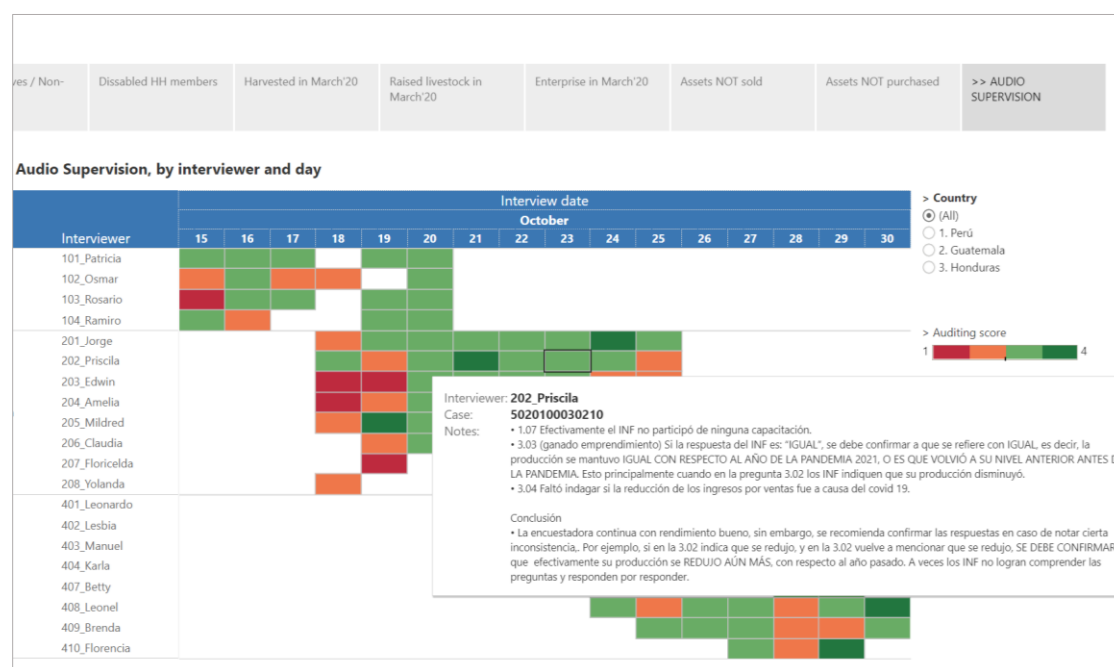
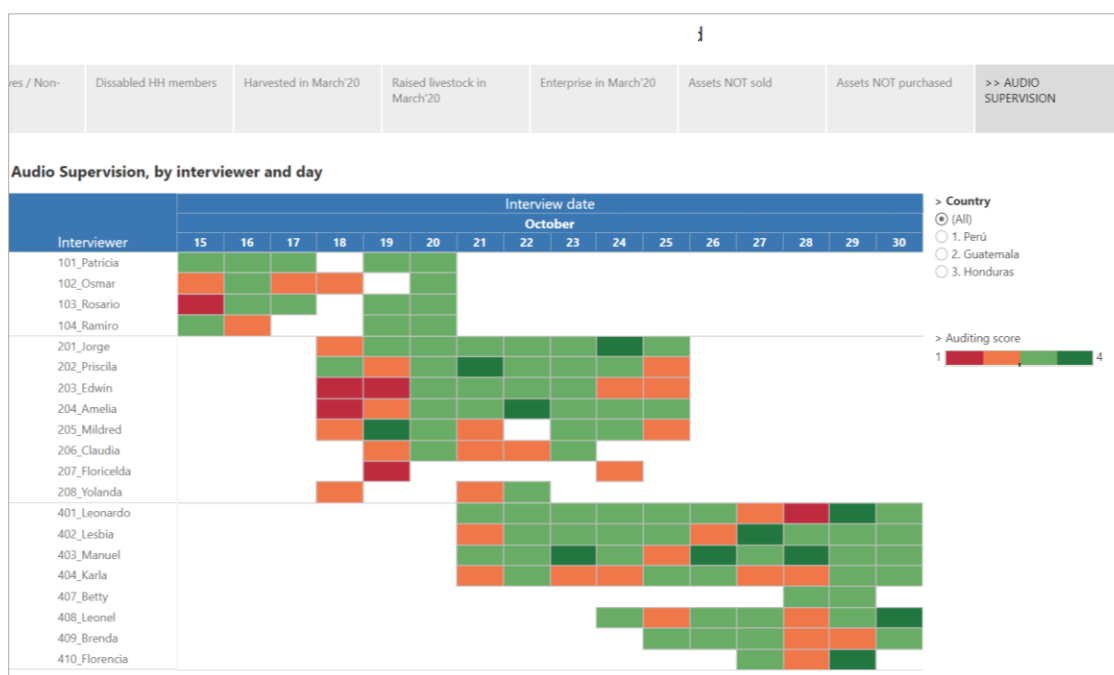
☐ Read exactly as written
☐ Did not read exactly as written
☐ Interviewer did not read at all
☐ I couldn't hear the audio clearly Bad

Auditor score
☒ Very well ☐ Well ☐ Bad ☐ Very Bad

Auditor
☐ Vicente ☐ Nancy ☒ Melinda ☐ Mireille ☐ Graciella ☐ Jennifer

Save

Cancel



ANNEX 1

SSLC 2022 Weighting

Introduction

In 2016 a two-stage probability proportionate to size sample of households was selected in Suriname for a national survey of economic conditions. The sample employed two major strata, urban and rural. The rural portion of the sample was selected using a frame consisting of lists of villages and measures of size obtained from national statistics sources, and field lists of housing units in selected villages. The sample design may be described as essentially a stratified two-stage probability proportionate to size sample of housing units.

For the urban stratum, though, national statistics resources were not readily available. For example, lists of blocks or other census units in cities and measures of size from the most recent census of population and housing for each block could not be accessed from national statistical services. However, the national electricity utility would provide a list of residential electric meter connections in urban locations that cover 90% of the population. (Electricity in rural villages is provided through local generator facilities, which do not have readily available electric meter lists). This memorandum addresses only sampling methods used in the urban areas of the sample.

2016 Sample Selection Probabilities

An element sample, such as a stratified random or systematic selection, of electric meter addresses would generate sample addresses for the proposed survey, but the travel costs to reach all sample households would cost more than a sample where sample addresses were grouped together geographically.

An algorithm was developed to group metered addresses along streets into clusters that could serve as Primary Sampling Units (PSUs) and reduce data collection costs. Approximately 120,000 meters in the frame were grouped into $A_{16} = 4,300$ PSUs of an average size of approximately 28 metered units. A total of $a_{h(16)} = 216$ PSUs were selected.

PSUs were grouped into H strata. A stratified probability proportionate to size (PPS) sample was selected in which $a_{h(16)}$ PSUs were selected within the h^{th} stratum. Let $B_{ha(16)}$ denote the size, the number of metered units, of the a^{th} PSU in the h^{th} stratum at the time of the 2016 sample selection, where $a = 1, 2, \dots, A_h$; $h = 1, 2, \dots, H$. Within each sample PSU in stratum h , a sample of $b_{h(16)} = 15$ metered units were selected. With expected nonresponse of three units on average across all PSUs, the target number of completed interviews per 2016 PSU was 12. For the urban portion of the sample, then, the probability of selection of metered units in stratum h is

$$\begin{aligned}
 f_{h(16)} &= \left(\frac{a_{h(16)} B_{ha(16)}}{\sum_{\alpha}^{A_h} B_{h\alpha(16)}} \right) \left(\frac{b_{h(16)}}{B_{ha(16)}} \right) \\
 &= \frac{a_{h(16)} b_{h(16)}}{\sum_{\alpha}^{A_h} B_{h\alpha(16)}}
 \end{aligned} \tag{1}$$

In principle, this selection of metered units in two stages is expected to be equal chance. No base weights were needed to compensate for unequal chances of selection. Combination nonresponse adjustment and poststratification weights were developed though.

2022 Supplement Sample Design

In 2022 a new economic survey with health questions concerning COVID-19 was planned. The sample design aimed to return to metered unit addresses interviewed in the 2016 survey. Sample sizes were anticipated to decline for the 2022 survey due to attrition nonresponse losses in this second round of the survey.

A supplemental sample of metered units was selected to provide sample to restore sample size losses due to attrition nonresponse. The 2022 national electricity metered list served as the frame for the 2022 supplement sample. The 2022 list had approximately 17% more metered units than the 2016 frame, approximately 144,000 metered units. The PSU assignment algorithm was applied to the 2022 metered list and re-generated the 4,300 2016 PSUs and an additional 770 PSUs consisting of new metered units. The number of 2022 PSUs was $A_{21} = 5,090$. This list of PSUs was grouped into the same H strata established in 2016 sample selection.

An initial stratified PPS sample of 276 PSUs was selected, with probabilities proportionate to $B_{ha(22)}$ the number of 2022 metered units in each of the $A_{h(21)}$ PSUs.

The expected metered unit sample size from the supplement of 276 PSUs was expected to generate more supplement sample than required for the target 2022 goal of 2,500 completed interviews. A subsample of 168 of the 276 were chosen for the final supplement sample. Around fifty of the 168 PSUs were PSUs selected in 2016. These PSUs will be referred to as overlap, and the remaining 108 as non-overlap.

2022 Within PSU Selection Probabilities

The 2022 selection probabilities for "continuing" PSUs (that is, those present in the 2016 and again in the 2022 frames) have a metered unit probability for 2016 as well as for 2022. The 2016 and 2022 probabilities are summed to obtain the 2022 probability of selection.¹ The within PSU selection for 2022 selected PSUs differed between 2022 "continuing" and "new" PSUs. Subsampling in both types of 2022 PSUs, choosing a target of $b_{h(21)} = 15$ metered units within a selected PSU. But the subsampling selection procedures, and hence the probabilities, vary across the types.

2022 Within PSU Subsampling in "Continuing" PSUs

"Continuing" PSUs were in 2022 composed of $B_{ha(16)S}$ "stable" (S) units which were present in the 2016 and 2022 PSU, added $B_{ha(21)E}$ "entrant" (E) units which came into the PSU between 2016 and 2022, and subtracted $B_{ha(21)R}$ removed (R) metered units dropped from the PSU between 2016 and 2022. The 2022 measure of size for the $a^t h$ PSU in stratum h is thus

¹ The 2021 metered unit probability also includes subtraction of the product of the 2016 and 2021 probabilities, but since product is very small relative to the 2016 or 2021 probabilities, for the sake of simplicity, the product will not be included in the specification of the 2021 probabilities.

$$B_{ha(21)} = B_{ha(16)} + B_{ha(16)E} - B_{ha(21)R} \quad (2)$$

The number of "stable" metered units is thus $B_{ha(16)S} = B_{ha(16)} + B_{ha(21)R}$.

Metered units available for selection in the 2022 within PSU selection included those counted in equation [2], but the count could have been reduced by the number of 2016 completed interviews from the PSU. If the 2022 PSU selected was overlapping, metered units that had been selected and successfully interviewed in 2016 were removed from the list of 2022 metered units before the 2022 selection was made. Let $b_{ha(16)}$ denote the count of 2016 successfully interviewed units in the a^{th} PSU in stratum h . The total number of metered units available for selection in overlap PSUs was

$$B_{ha(21)} = B_{ha(16)} + B_{ha(16)E} - B_{ha(22)R} - b'_{ha(16)} \quad (3)$$

If, however, the 2022 PSU was non-overlapping, the number of metered units available for selection within the PSU was as above in equation (2).

Because of the process excluding 2016 completed interview units from within overlapping PSUs before 2022 selection, the within probability of selection for 2022 metered units must account for both the chance of the PSU being overlapping (that is, selected in 2016 and 2022) and, if overlapping, the chance of the 2016 units not being selected in 2016 and thus available for selection in 2022.

Consequently, the within PSU selection probability for 2022 metered units has a sum of the product of three probabilities and another the product of two probabilities:

$$\begin{aligned} & \left(\frac{a_{h(16)} B_{ha(16)}}{\sum_{\alpha} A_h B_{ha(16)}} \right) \left(1 - \frac{b_{h(16)}}{B_{ha(16)}} \right) \times \\ & \left(\frac{b_{h(21)}}{B_{ha(16)} + B_{ha(16)E} - B_{ha(16)R} - b'_{ha(16)}} \right) \\ & + \left(1 - \frac{a_{h(16)} B_{ha(16)}}{\sum_{\alpha} A_h B_{ha(16)}} \right) \left(\frac{b_{h(21)}}{B_{ha(16)} + B_{ha(16)E} - B_{ha(22)R} - b'_{ha(16)}} \right) \end{aligned} \quad (4)$$

This within PSU selection probability applies to all within PSU selections, whether 2022 "entrant" or "stable" metered units.²

² The probability in equation [4] is a probability conditional on fixed $b'_{ha(16)}$. $b'_{ha(16)}$ is not fixed but random, the result of a response process for which, under an assumption of Missing at Random, the result of the response process is considered fixed.

2022 Within PSU Subsampling in "New" PSUs

"New" PSUs had zero probability of selection in 2016. Considerations of PSUs or metered units having been selected in 2016, or entrant or removal units in 2022, are irrelevant. The 2022 within selection for "new" PSUs is

$$\left(\frac{b_{h(21)}}{B_{h\alpha(22)}} \right) \quad (5)$$

2022 Selection Probabilities

There are three overall selection probabilities for 2022 metered units that depend on the 2022 PSU and metered unit type: 1) "continuing" PSU "stable" metered units, 2) "continuing" PSU "entrant" units, and 3) "new PSU" metered units.

For "stable" units in "continuing" PSUs, there is a sum of the 2016 and 2022 probabilities of selection for metered units. Both probabilities have a PSU selection probability multiplied by a within PSU probability:

$$\begin{aligned} f_{h(2021)S} = & \left(\frac{a_{h(16)} B_{h\alpha(16)}}{\sum_{\alpha}^{A_h} B_{h\alpha(16)}} \right) \left(\frac{b_{h(16)}}{B_{h\alpha(16)}} \right) \\ & + \left(\frac{a_{h(21)} B_{h\alpha(21)}}{\sum_{\alpha}^{A_h} B_{h\alpha(21)}} \right) \times \\ & \left[\left(\frac{a_{h(16)} B_{h\alpha(16)}}{\sum_{\alpha}^{A_h} B_{h\alpha(16)}} \right) \left(1 - \frac{b_{h(16)}}{B_{h\alpha(16)}} \right) \times \right. \\ & \left. \left(\frac{b_{h(21)}}{B_{h\alpha(16)} + B_{h\alpha(16)E} - B_{h\alpha(16)R} - b'_{h\alpha(16)}} \right) \right. \\ & \left. + \left(1 - \frac{a_{h(16)} B_{h\alpha(16)}}{\sum_{\alpha}^{A_h} B_{h\alpha(16)}} \right) \left(\frac{b_{h(21)}}{B_{h\alpha(16)} + B_{h\alpha(16)E} - B_{h\alpha(22)R} - b'_{h\alpha(16)}} \right) \right] \end{aligned} \quad (6)$$

The 2022 selection probability for "entrant" units in a "continuing" PSU does not have a 2016 probability of selection. Thus, "entrant" probability of selection is the same as equation [6], except for the 2016 probability of selection:

$$\begin{aligned}
f_{h(2021)E} = & \left(\frac{a_{h(21)} B_{h\alpha(21)}}{\sum_{\alpha}^{A_h} B_{h\alpha(21)}} \right) \times \\
& \left[\left(\frac{a_{h(16)} B_{h\alpha(16)}}{\sum_{\alpha}^{A_h} B_{h\alpha(16)}} \right) \left(1 - \frac{b_{h(16)}}{B_{h\alpha(16)}} \right) \times \right. \\
& \left. \left(\frac{b_{h(21)}}{B_{h\alpha(16)} + B_{h\alpha(16)E} - B_{h\alpha(16)R} - b'_{h\alpha(16)}} \right) \right. \\
& \left. + \left(1 - \frac{a_{h(16)} B_{h\alpha(16)}}{\sum_{\alpha}^{A_h} B_{h\alpha(16)}} \right) \left(\frac{b_{h(21)}}{B_{h\alpha(16)} + B_{h\alpha(16)E} - B_{h\alpha(22)R} - b'_{h\alpha(16)}} \right) \right] \\
& (7)
\end{aligned}$$

Finally, for metered units in 2022 "new" PSUs, there is only a selection probability from 2022:

$$\begin{aligned}
f_{h(2021)^{New}} &= \left(\frac{a_{h(21)} B_{h\alpha(21)}}{\sum_{\alpha}^{A_h} B_{h\alpha(21)}} \right) \left(\frac{b_{h(21)}}{B_{h\alpha(21)}} \right) \\
&= \left(\frac{a_{h(21)} b_{h(21)}}{\sum_{\alpha}^{A_h} B_{h\alpha(21)}} \right) \quad (8)
\end{aligned}$$

Base Weight Computation

The probabilities in equations [6] and [7] require size measures and counts that were not recorded in the 2022 selection process. In particular, $B_{ha(16)E}$, $B_{ha(21)R}$, and $b_{ha(16)}$ are not available for each 2022 "continuing" PSU.

It is known that the values of $B_{ha(21)R}$ are small relative to $B_{ha(21)}$.

The following assumptions were applied to the probability computation to simplify weight calculation:

- $B_{ha(21)E} \approx 0$
- $b'_{ha(16)} = b_{ha(16)}$

Computing the probabilities for "continuing" PSU "stable" and "entrant" as well as "new" PSU metered units in the sample require the following data:

- The number of PSUs selected in each stratum for both 2016 and 2022 (the $a_{h(16)}$ and $a_{h(21)}$).
- The 2016 and 2022 measures of size for each selected PSU ($B_{ha(16)}$ and $B_{ha(21)}$).
- The 2016 and 2022 stratum sums of measures of size.
- The number of metered units selected in 2016 or 2022 ($b_{h(16)}$ and $b_{h(21)}$).

Base probability weight computations depend on being able to identify the three types of cases for which probabilities have been specified ("stable" units in "continuing" PSUs, "entrant units in "continuing" PSUs, and units in "new" PSUs). Identifying cases in "continuing" and "new" PSUs should not be difficult. Identifying "stable" and "entrant" units may be more challenging.

The base weights that compensate for unequal probabilities of selection are the inverse of the three probabilities of selection.

Weight Nonresponse Adjustment

All SSLC 2022 sample units are subject to given response and non-response mechanisms. The non-panel units, not interviewed in 2016, have never been visited by the field staff before and are subject to first-time nonresponse, either because of a refusal to participate in the survey, nobody could be found at home after several visits, or other reasons. On the other hand, the panel units, already interviewed in 2016, were subject to first-time nonresponse back in 2016 and to attrition nonresponse in 2022. Both nonresponse mechanisms must be accounted for to reduce any potential nonresponse bias.

A. First-time nonresponse adjustment

As mentioned, the new non-panel units selected in 2022 were subject to first-time nonresponse in 2022, so their base weights, computed in the previous section, were adjusted accordingly to compensate for any potential nonresponse bias. A class-based nonresponse adjustment was used, with the class being each of the ten country districts.

The weighting class nonresponse adjustment is based on the inverse of the weighted response rate estimated in each district, which is the ratio of the sum of the base weights of all non-panel units (respondents and nonrespondents) in the district to the sum of the base weights of respondents in that district.

$$nr_{d,j} = \frac{\sum_{j \in d,R} w_{0j} + \sum_{j \in d,NR} w_{0j}}{\sum_{j \in d,R} w_{0j}}$$

where nr_d is the nonresponse adjustment factor that should be applied to responding non-panel units j in district d . R and NR indicate the respondent and nonrespondent units, respectively, and w_{0j} is the base weight of each unit.

Thus, the nonresponse adjusted weights w_{1j} for 2022 non-panel respondent units in district d are

$$w_{1j} = w_{0j} nr_{d,j}$$

B. Attrition nonresponse adjustment

The panel units were subject to first-time nonresponse in 2016, and attrition nonresponse in 2022. Both must be accounted for, in order to reduce any potential bias. The attrition nonresponse weighting adjustment involved the following steps.

1. Identify a set of variables collected in SSLC 2016 as potential predictors of response in 2022.

2. Examine any missing data patterns in those 2016 preselected variables.
3. Impute any item missing values using a Multivariate Imputation by Chain Equations (MICE) procedure.
4. Run two alternate techniques and select the most efficient one, i.e., the one that yields smaller standard errors for key survey estimates:
 - 4a. Run a *random forest algorithm* over the potential predicting variables identified in SSLC 2016 to determine the best predictors of SSLC 2022 response, and form a set of response cells defined by the interactions of the identified response predictors.
 - 4b. Fit a *response propensity model* using stepwise logistic regression and obtaining estimated response propensities, with the 2016 preselected variables as independent variables and a dummy 2022 response indicator as outcome variable.
5. The response propensity model proved more efficient than the random forest algorithm. Therefore, the inverse of the estimated propensity scores estimated in Step 4b were grouped into deciles and the median value for each decile was used as attrition adjustment factor.
6. Adjust the base weight for 2016 nonresponse and multiply it by the 2022 attrition adjustment factor computed in Step 5, to obtain an attrition adjusted weight

The estimated response propensity $\hat{\phi}_i$ can be written as

$$\hat{\phi}(x_i) = \frac{\exp(x_i^T \hat{\beta})}{1 + \exp(x_i^T \hat{\beta})}$$

where

$x_i = (x_{i1}, x_{i2}, \dots, x_{ip})$ is the vector of covariates; and

$\hat{\beta} = (\hat{\beta}_0, \hat{\beta}_1, \dots, \hat{\beta}_p)$ are the estimated logistic regression coefficients.

Two response propensity models were fit separately, one for domains Great Paramaribo and Rest of the Costal Region together, and another for the Interior domain. Tables A1 and A2 show the paramaters of the two models.

Table A1. Great Paramaribo and Rest of the Costal Region. 2022
Propensity response model parameters for panel units.

| Variable | Estimate | Std.Error | z.value | p-value |
|--------------------|----------|-----------|---------|---------|
| (Intercept) | 0.692 | 0.3189 | 2.17 | 0.03 |
| factor(district)3 | 0.758 | 0.5763 | 1.32 | 0.19 |
| factor(district)4 | 0.957 | 0.4600 | 2.08 | 0.04 |
| factor(district)5 | 0.681 | 0.2616 | 2.60 | 0.01 |
| factor(district)6 | 1.177 | 0.5495 | 2.14 | 0.03 |
| factor(district)7 | -0.150 | 0.2033 | -0.74 | 0.46 |
| factor(district)8 | 0.611 | 0.2638 | 2.32 | 0.02 |
| factor(district)10 | 0.009 | 0.2144 | 0.04 | 0.97 |
| factor(q13_02)2 | -0.028 | 0.1542 | -0.18 | 0.85 |
| factor(q13_02)3 | 0.119 | 0.1854 | 0.64 | 0.52 |
| factor(q13_02)4 | -1.535 | 1.1287 | -1.36 | 0.17 |
| factor(q13_02)5 | -0.724 | 0.1928 | -3.76 | 0.00 |
| factor(q13_02)7 | -0.412 | 0.2407 | -1.71 | 0.09 |
| factor(q13_02)8 | -0.133 | 0.2656 | -0.50 | 0.62 |
| q13_23h | -0.210 | 0.0993 | -2.12 | 0.03 |
| factor(q12_a)2 | -0.460 | 0.2027 | -2.27 | 0.02 |
| q13_23c | -0.132 | 0.0668 | -1.97 | 0.05 |
| factor(q13_09)2 | -0.341 | 0.1602 | -2.13 | 0.03 |
| factor(q13_09)3 | 0.317 | 0.3911 | 0.81 | 0.42 |

Table A2. Interior. 2022 Propensity response model parameters for panel units.

| Variable | Estimate | Std.Error | z.value | p-value |
|-------------------|----------|-----------|---------|---------|
| (Intercept) | -3.583 | 0.9883 | -3.63 | 0.00 |
| factor(district)4 | 2.499 | 0.8346 | 2.99 | 0.00 |
| factor(district)6 | 1.828 | 1.0868 | 1.68 | 0.09 |
| factor(district)9 | 1.607 | 0.7473 | 2.15 | 0.03 |
| q13_23a | 1.294 | 0.4154 | 3.12 | 0.00 |
| factor(q13_01)4 | 1.738 | 0.8075 | 2.15 | 0.03 |
| factor(q13_08)2 | 0.697 | 0.4205 | 1.66 | 0.10 |
| factor(q13_08)5 | -0.724 | 0.5544 | -1.31 | 0.19 |
| q13_19 | 0.320 | 0.1926 | 1.66 | 0.10 |

Variables with a regression coefficient significant at the 0.1 level were kept in the final model to estimate the 2022 response propensity for the panel units.

Weight Calibration Adjustment

The weights for each respondent unit received a final calibration adjustment. This procedure uses auxiliary information from an available external source and contributes to the weight adjustments already made by correcting possible under- or over-representation of some population groups, originated by possible coverage errors in the sampling frames used to select the survey sample.

The SSLC 2022 applied a raking calibration with a logit distance function since this fitted a more exact adjustment on the calibration auxiliaries. It used the World Bank population projections for Suriname 2022³ to adjust the weights for sex and age distributions at the time of the survey. The following population totals were used:

- number of women in the household aged 0-14 years,
- number of men in the household aged 0-14 years,

³ <https://databank.worldbank.org/source/population-estimates-and-projections#advancedDownloadOptions>

- number of women in the household aged 15-64 years,
- number of men in the household aged 15-64 years,
- number of women in the household aged 65 years and above,
- number of men in the household aged 65 years and above,

The calibration also considered the average household size and the population distribution by districts from the Suriname 2012 Census.

To avoid producing two sets of weights, one for households and one for individuals, the SSLC employed an integrated calibration method that produces a single weight, which allows for estimates at both household and individual levels. That is, the weight for each household member is the same as for his/her household.

Weight Trimming

The distributions of the resulting weights were examined to decide whether any trimming was needed. Weight trimming seeks to reduce excess variation in the weights, introduced by nonresponse adjustments and calibration, and thus mitigate the inflation of the standard errors of the survey estimates due to weighting.

The trimming process took the largest weights within each country region and reduced their value to the next largest weight value. These trimmed weights were then recalibrated to the same population totals used in the first calibration.

Trimming may also change estimates if done carelessly, particularly if the value of a variable with a large weight is itself large. Therefore, the trimming process included a sensitivity analysis to assess whether changes in estimates occurred as weights were trimmed.

Trimming was carried out in a series of rounds within each district. Each time the largest weights in a round were trimmed, a set of key survey weighted estimates were computed for the overall sample. If the relative change of the survey estimate was more than 2% of the estimated value obtained before weight trimming, the trimming round was not used. The trimming process thus sought to reduce unnecessary weight variation while avoiding significant changes in key survey estimates. Finally, trimmed weights were recalibrated to the same population totals used in the first calibration.

ANNEX 2

Stata Code for Weighted Estimates and Sampling Error Computation

This annex provides examples of the STATA syntax for computing estimates and sampling errors, accounting for the SSLC complex sample design features (stratification, clustering and weighting). For more details, data users are referred to the online STATA manual for the svy command at <http://www.stata.com/manuals15/svy.pdf>

To specify the SSLC sample design features in any of the dataset files, use the command:

```
svyset psu [pweight=weight], strata (stratum)
```

To estimate the overall mean age of household members in dataset file RT002, use the command:

```
svy: mean q1_04
```

To estimate the overall mean age by gender, use the command:

```
svy: mean q1_04, over(q1_03)
```

To estimate the mean age of household heads, use the command:

```
svy, subpop (if q1_02==1): mean q1_04
```

To estimate the frequency distribution of marital status, use the command:

```
svy: tab q1_09, se ci
```

To estimate the frequency distribution of marital status by gender, use the command:

```
svy: tab q1_09 q1_03, col se ci
```

To estimate the frequency distribution of marital status of household heads, use the command:

```
svy, subpop (if q1_02==1): tab q1_09, se ci
```

To estimate the regression coefficients of a continuous variable y on two continuous variables x_1 and x_2 , use the command:

```
svy: regress y x1 x2
```

To estimate the regression coefficients of a continuous variable y on two continuous variables x_1 and x_2 and two categorical variables x_3 and x_4 , use the command:

```
xi: svy: regress y x1 x2 i.x3 i.x4
```

To estimate the Gini coefficient of variable y , install the `svylorenz` Stata command and use the syntax:

```
svylorenz y, ngp(5)
```

Country Assessment of Living Conditions
Suriname Survey of Living Conditions 2022

Identification

| Fortnight | Cluster | Household number | Extra |
|-----------|---------|------------------|-------|
| | | | |

| | | | |
|---|--|---|--|
| For multiple households, report whether this household... | shares the dwelling with another household | 1 | |
| | shares the address but not the dwelling with another household | 2 | |

Location

| District | Resort | Latitude (North) | Longitude (West) |
|----------|--------|------------------|------------------|
| | | ° ' " | ° ' " |

Household address:

| |
|--|
| |
|--|

Household result

| Visit | Date (DD/MM/YYYY) | Time started (HH/MM) | Time finished (HH/MM) | Result |
|--------------|-------------------|----------------------|-----------------------|--------|
| 1 | | | | |
| 2 | | | | |
| 3 | | | | |
| 4 | | | | |
| 5 | | | | |
| 6 | | | | |
| 7 | | | | |
| FINAL RESULT | | | | |

Result codes: 1= Fully completed; 2= Partially completed; 3= Temporarily absent; 4= Refusal;

5= Vacant dwelling ; 6= Secondary residence; 7= Not a dwelling; 8= Not interviewed for other reasons (state reason in Obs.)

Individual nonresponse (if a member could not be interviewed, write his/her ID code below and clearly state the reason in Obs.)

| | | |
|--|--|--|
| | | |
|--|--|--|

| | |
|---------------|--|
| Enumerator N° | |
| Supervisor N° | |

Observations

| | |
|---------|--|
| Visit 1 | |
| Visit 2 | |
| Visit 3 | |
| Visit 4 | |
| Visit 5 | |
| Visit 6 | |
| Visit 7 | |

Section 1: Basic Demographic households characteristics

All Households

| ID code | 1.01 Full names of household members | | | 1.02 Relation to the household head | | 1.03 Sex | | 1.04 Age | | 1.05 What is your date of birth? | | | 1.06 Check <input checked="" type="checkbox"/> the person who responded this Section |
|---------|---|-----------|------------|---|--|-------------|--|---|--|-------------------------------------|--|--|---|
| | | | | Head 1 Spouse/ partner 2 Child of head/ child of spouse 3 Son/ daughter in law 4 Grandchild 5 Parent/ parent in law 6 Brother/ sister 7 Other relative 8 | | | | If less than 1 year write 0 (zero) if no response - 1 | | If no response -1 | | | |
| | 1.01a | 1.01b | 1.01c | | | | | | | | | | |
| | Maiden name | Last name | First name | | | | | | | | | | |
| | | | | | | | | | | | | | |
| 01 | | | | | | | | | | | | | |
| 02 | | | | | | | | | | | | | |
| 03 | | | | | | | | | | | | | |
| 04 | | | | | | | | | | | | | |
| 05 | | | | | | | | | | | | | |
| 06 | | | | | | | | | | | | | |
| 07 | | | | | | | | | | | | | |
| 08 | | | | | | | | | | | | | |
| 09 | | | | | | | | | | | | | |

All Households

| ID code | 1.07 Do you consider yourself...? <i>RO</i> | | | | 1.08 What is your religion? <i>If age lower than 10 answer and ► 1.11</i> | | | | 1.09 What is your marital status? <i>RO</i> <i>All persons 12 years of age and older Record the current factual status</i> | | | | 1.10 Cell phone number <i>If the interviewed person does not have a cell phone, ask for a number where s/he can be reached</i> <i>Do not use hyphens or spaces</i> | | | | |
|---------|--|--|---|----------|---|---|-----------------|-----------------|---|----------|----------------------|----|---|--|---|--|--|
| | | | | | Roman Catholic | | 1 | Islam | | 7 | Never married/single | | 1 | | | | |
| | | | | | Lutheran | | 2 | Jehovah Witness | | 8 | Living together | | 2 | | | | |
| | Creole/Afrosurinamese | | 1 | Javanese | | 5 | Evangelical | | 3 | Javanism | | 9 | Married | | 3 | | |
| | East Indian | | 2 | Chinese | | 6 | Moravian | | 4 | Jewish | | 10 | Legally divorced | | 4 | | |
| | Maroon | | 3 | White | | 7 | Reformed church | | 5 | Winti | | 11 | Separated | | 5 | | |
| | Amerindian/Indigenous | | 4 | Mixed | | 8 | | | | Other | | 12 | Widowed | | 6 | | |
| | | | | Other | | 9 | Hindu | | 6 | None | | 13 | | | | | |
| | | | | | | | | | | | | | | | | | |
| | | | | | | | | | | | | | | | | | |
| 01 | | | | | | | | | | | | | | | | | |
| 02 | | | | | | | | | | | | | | | | | |
| 03 | | | | | | | | | | | | | | | | | |
| 04 | | | | | | | | | | | | | | | | | |
| 05 | | | | | | | | | | | | | | | | | |
| 06 | | | | | | | | | | | | | | | | | |
| 07 | | | | | | | | | | | | | | | | | |
| 08 | | | | | | | | | | | | | | | | | |
| 09 | | | | | | | | | | | | | | | | | |

Section 2: Migration

All persons

| ID Code | 1.11 What language/s do you speak <u>at home</u> ? (RO) | | | | | 1.12 Talking about [LANG 1] How do you... it? | | | 1.13 Talking about [LANG 2] How do you... it? | | | 1.14 Talking about [LANG 3] How do you... it? | | | 1.15 Talking about [LANG 4] How do you... it? | | | 1.16 Talking about [LANG 5] How do you... it? | | |
|---------|--|----------------------|------------------|-------------------|----------------|--|---------------|----------------|--|---------------|----------------|--|---------------|----------------|--|---------------|----------------|--|---------------|----------------|
| | | | | | | | | | | | | | | | | | | | | |
| | | | | | | | | | | | | | | | | | | | | |
| | 1.11a Dutch | 1.11b Sranantongo | 1.11c Sarnami | 1.11d Javanese | 1.11e Other | 1.12a Speak | 1.12b Read | 1.12c Write | 1.13a Speak | 1.13b Read | 1.13c Write | 1.14a Speak | 1.14b Read | 1.14c Write | 1.15a Speak | 1.15b Read | 1.15c Write | 1.16a Speak | 1.16b Read | 1.16c Write |
| 01 | | | | | | | | | | | | | | | | | | | | |
| 02 | | | | | | | | | | | | | | | | | | | | |
| 03 | | | | | | | | | | | | | | | | | | | | |
| 04 | | | | | | | | | | | | | | | | | | | | |
| 05 | | | | | | | | | | | | | | | | | | | | |
| 06 | | | | | | | | | | | | | | | | | | | | |
| 07 | | | | | | | | | | | | | | | | | | | | |
| 08 | | | | | | | | | | | | | | | | | | | | |
| 09 | | | | | | | | | | | | | | | | | | | | |

Section 2: Migration

All persons

| ID Code | 2.00 Respondent ID code | 2.01 In what country were you born? | 2.02 Specify country | 2.03 Have you ever lived out of Suriname for a period of 6 months or longer? | 2.04 In what country(ies) other than Suriname did you live for 6 months or longer? State the last 2 countries where you lived. <i>Record the last country where s/he lived as Country 1</i> | | | | | | | | | | | | | | | | | | | | | | | | | | | | | | | | | | | |
|-----------------|-------------------------------|--|-------------------------|--|---|---|--------|---|--------|---|---------------|---|-------|---|-------|---|--|--|-----|---|----|---|---|---------------|---|-----------------|---|--------|---|--------|---|---------------|---|-------|---|-----------------|---|----------------------|---|----------------------|
| | | <table border="1"> <tr><td>Suriname</td><td>1</td></tr> <tr><td>The Netherlands</td><td>2</td></tr> <tr><td>Guyana</td><td>3</td></tr> <tr><td>Brazil</td><td>4</td></tr> <tr><td>French Guyana</td><td>5</td></tr> <tr><td>China</td><td>6</td></tr> <tr><td>Other</td><td>7</td></tr> </table> | Suriname | 1 | The Netherlands | 2 | Guyana | 3 | Brazil | 4 | French Guyana | 5 | China | 6 | Other | 7 | | <table border="1"> <tr><td>Yes</td><td>1</td></tr> <tr><td>No</td><td>2</td></tr> </table> | Yes | 1 | No | 2 | <table border="1"> <tr><td>United States</td><td>1</td></tr> <tr><td>The Netherlands</td><td>2</td></tr> <tr><td>Guyana</td><td>3</td></tr> <tr><td>Brasil</td><td>4</td></tr> <tr><td>French Guyana</td><td>5</td></tr> <tr><td>China</td><td>6</td></tr> <tr><td>Other (Specify)</td><td>7</td></tr> </table> | United States | 1 | The Netherlands | 2 | Guyana | 3 | Brasil | 4 | French Guyana | 5 | China | 6 | Other (Specify) | 7 | 2.04.1a Country 1 | 2.04.1b Specify Country 1 (if "Other") | 2.04.2a Country 2 |
| Suriname | 1 | | | | | | | | | | | | | | | | | | | | | | | | | | | | | | | | | | | | | | | |
| The Netherlands | 2 | | | | | | | | | | | | | | | | | | | | | | | | | | | | | | | | | | | | | | | |
| Guyana | 3 | | | | | | | | | | | | | | | | | | | | | | | | | | | | | | | | | | | | | | | |
| Brazil | 4 | | | | | | | | | | | | | | | | | | | | | | | | | | | | | | | | | | | | | | | |
| French Guyana | 5 | | | | | | | | | | | | | | | | | | | | | | | | | | | | | | | | | | | | | | | |
| China | 6 | | | | | | | | | | | | | | | | | | | | | | | | | | | | | | | | | | | | | | | |
| Other | 7 | | | | | | | | | | | | | | | | | | | | | | | | | | | | | | | | | | | | | | | |
| Yes | 1 | | | | | | | | | | | | | | | | | | | | | | | | | | | | | | | | | | | | | | | |
| No | 2 | | | | | | | | | | | | | | | | | | | | | | | | | | | | | | | | | | | | | | | |
| United States | 1 | | | | | | | | | | | | | | | | | | | | | | | | | | | | | | | | | | | | | | | |
| The Netherlands | 2 | | | | | | | | | | | | | | | | | | | | | | | | | | | | | | | | | | | | | | | |
| Guyana | 3 | | | | | | | | | | | | | | | | | | | | | | | | | | | | | | | | | | | | | | | |
| Brasil | 4 | | | | | | | | | | | | | | | | | | | | | | | | | | | | | | | | | | | | | | | |
| French Guyana | 5 | | | | | | | | | | | | | | | | | | | | | | | | | | | | | | | | | | | | | | | |
| China | 6 | | | | | | | | | | | | | | | | | | | | | | | | | | | | | | | | | | | | | | | |
| Other (Specify) | 7 | | | | | | | | | | | | | | | | | | | | | | | | | | | | | | | | | | | | | | | |
| 01 | | | | | | | | | | | | | | | | | | | | | | | | | | | | | | | | | | | | | | | | |
| 02 | | | | | | | | | | | | | | | | | | | | | | | | | | | | | | | | | | | | | | | | |
| 03 | | | | | | | | | | | | | | | | | | | | | | | | | | | | | | | | | | | | | | | | |
| 04 | | | | | | | | | | | | | | | | | | | | | | | | | | | | | | | | | | | | | | | | |
| 05 | | | | | | | | | | | | | | | | | | | | | | | | | | | | | | | | | | | | | | | | |
| 06 | | | | | | | | | | | | | | | | | | | | | | | | | | | | | | | | | | | | | | | | |
| 07 | | | | | | | | | | | | | | | | | | | | | | | | | | | | | | | | | | | | | | | | |
| 08 | | | | | | | | | | | | | | | | | | | | | | | | | | | | | | | | | | | | | | | | |
| 09 | | | | | | | | | | | | | | | | | | | | | | | | | | | | | | | | | | | | | | | | |

Section 2: Migration

All persons

| | | | | | | | |
|---------|--|--|--|--|--|---|---|
| ID Code | 2.05 What is the <u>main</u> reason why you lived in ...[COUNTRY IN 2.04].....? <i>Refer to the last one/ last two country/ies were the respondent lived for 6 months or longer</i> | | 2.06 What is the main reason why you returned/ came to Suriname? <i>If returned/ came to Suriname more than once, refer to the last time.</i> | | 2.07 For how many years have you been residing in Suriname on a continuous basis? <i>If less than 1 year write 0 (zero), if no answer '-1'</i> Years | 2.08 Where were you living a year ago from now? At this address 1 ► 3.01 Another address in this district 2 ► 3.01 In another district 3 Abroad 4 Was not born yet 5 ► 3.01 | 2.09 In which district or country were you living a year ago? Answer and ► 3.01 Nickerie 1 Coronie 2 Saramacca 3 Wanica 4 Paramaribo 5 Commewijne 6 Marowijne 7 Para 8 Sipaliwini 9 Brokopondo 10 United States 11 The Netherlands 12 Guyana 13 Brasil 14 French Guyana 15 China 16 Other 97 |
| | Born abroad 1 Study/ Education 2 Family reasons 3 Better living conditons 4 Work 5 Retirement 6 To start a business 7 Health 8 Other 9 | Regard it as home 1 Family is here 2 Marriage 3 Deported 4 Retired 5 To start a business 6 The weather 7 To obtain employment 8 Health reasons 9 Return from study 10 Other 11 | | | | | |
| 01 | | | | | | | |
| 02 | | | | | | | |
| 03 | | | | | | | |
| 04 | | | | | | | |
| 05 | | | | | | | |
| 06 | | | | | | | |
| 07 | | | | | | | |
| 08 | | | | | | | |
| 09 | | | | | | | |

Section 3: Education

All persons 3 years of age and older

| | | | | |
|----------------|--|---|--|---|
| ID Code | 3.01 ALL PERSONS 3 YEARS OF AGE AND OLDER Have you EVER attended school? | 3.02 Are you currently enrolled in a formal educational institution (either in person or online)? | 3.03 Is the institution where you are enrolled public/government or private? RO | 3.04 What level of educational institution are you attending? RO |
| | | | | Kindergarten 1 ► 3.08a GLO/ BO 2 VOJ (LTS, MULO, LBO) 3 VOS (IMEAO, NATIN, AMTO, HAVO, VWO, CPI, SPI, ACI) 4 ► 3.08 Tertiary (HBO/ University/ other College) 5 |
| | Yes 1 | Yes 1 | Public 1 | Masters/ PhD 6 |
| | No 2 ► 17.01 | No 2 ► 3.20 | Private 2 FIBOS 3 | Other 7 |
| 01 | | | | |
| 02 | | | | |
| 03 | | | | |
| 04 | | | | |
| 05 | | | | |
| 06 | | | | |
| 07 | | | | |
| 08 | | | | |
| 09 | | | | |

Section 3: Education

All persons attending an educational institution

| | | | |
|---------|--------------------------------|--|--|
| ID Code | 3.05 What are you studying? | 3.06 Are you enrolled full-time or part-time? | 3.07 Is this educational program <u>originally</u> onsite or online education? (<i>Online means from your home, using the Internet, and Onsite means available or happening in a specific place or building where you need to move to, such as a school, university building, or other facility</i>). |
| | | | Onsite 1 |
| | | Full-time 1 | Online 2 ► 3.16 |
| | | Part-time 2 | Both 3 |
| | | | |
| 01 | | | |
| 02 | | | |
| 03 | | | |
| 04 | | | |
| 05 | | | |
| 06 | | | |
| 07 | | | |
| 08 | | | |
| 09 | | | |

Section 3: Education

All persons attending an educational institution

| ID Code | 3.08 | 3.08a | 3.08b | 3.11 | 3.12 | 3.13 | 3.14 | 3.15 |
|---------|-------------------------------------|--|---|--|--|--|--|--|
| | What grade/ year are you attending? | In the last 3 months , did your school deliver classes in person at the school building? Do not consider the holiday period. | In the last 3 months , how many days did you miss in-person classes at school? | What was the <u>most frequent reason</u> for missing in-person classes at school? | How do you most usually get to in-person classes at school? | How long does it take you to get to school from this household? | <i>Ask only if 3.04 is 1 or 2</i> Is there a school feeding program at your school? | <i>Ask only if 3.04 is 1 or 2</i> Do you receive meals or snacks from this service? |
| | Write '-1' if no response | Yes, all the time 1 Yes, part of the time 2 No, never 3 ► 3.12 It was the holiday period 4 ► 3.12 | If 0 (zero) answer and ► 3.12 Write '-1' if no response | Fear of COVID-19 16 Illness 1 Financial problems 2 Transportation problems 3 Working 4 Kept house 5 Not worth going 6 Did not feel like going 7 | Government measures due to COVID-19 17 Pregnant/ Young mother 8 Baby sitting 9 Apprenticeship 10 Fear of being bullied 11 Menstrual Problems 12 Lack of uniform 13 Expulsion/ Suspension 14 Other 15 | Walking 1 Cycling 2 Public Bus 3 Taxi 4 Private Sector 5 Vehicle 6 Private Car/ Motorcycle 7 With a boat 8 Other 8 | Minutes Yes 1 No 2 ► 3.16 | Yes 1 No 2 |
| 01 | | | | | | | | |
| 02 | | | | | | | | |
| 03 | | | | | | | | |
| 04 | | | | | | | | |
| 05 | | | | | | | | |
| 06 | | | | | | | | |
| 07 | | | | | | | | |
| 08 | | | | | | | | |
| 09 | | | | | | | | |

Section 3: Education

All persons attending an educational institution

| ID Code | 3.16 | | 3.17 | | | | | | | | 3.18 | | | | | | | | |
|---------|--|--|---|--------------------------|---------------------------------------|---|------------------------|--------------------------------|--|---|---|--|----------------|------------------------|---------------------------|--------------------------------------|---------------------------------|--------------------------------|----------------|
| | Do you have all studybooks/stencils/copies required for use at school? <i>RO</i> | | Were these studybooks acquired by you in any of the following ways? <i>RO</i> | | | | | | | | <i>Only for those who answered 3 or 4 in 3.16</i> | | | | | | | | |
| | <i>Consider stencils and copied books as studybooks</i> | | <i>If 3.16 is 1 or 2, answer and ► 3.19</i> | | | | | | | | What are the reasons for not having all/any of the required studybooks? <i>RO</i> | | | | | | | | |
| | | | Read <input checked="" type="checkbox"/> and check all that applies | | | | | | | | Read <input checked="" type="checkbox"/> and check all that applies | | | | | | | | |
| | Yes, has ALL studybooks for exclusive use 1 | Yes, has ALL but shares with others 2 | Has only some studybooks 3 | No, has none 4 ► 3.18 | Borrowed for use during year 3.17a | Received from relatives or friends 3.17b | Purchased new 3.17c | Purchased second hand 3.17d | Bought some/ got some on loan or free 3.17e | Received from community organization 3.17f | Government book loan 3.17g | From the school or institution at no cost 3.17h | Other 3.17i | Not available 3.18a | Could not afford 3.18b | Available in school library 3.18c | Were lost or destroyed 3.18d | Still to be purchased 3.18e | Other 3.18f |
| 01 | | | | | | | | | | | | | | | | | | | |
| 02 | | | | | | | | | | | | | | | | | | | |
| 03 | | | | | | | | | | | | | | | | | | | |
| 04 | | | | | | | | | | | | | | | | | | | |
| 05 | | | | | | | | | | | | | | | | | | | |
| 06 | | | | | | | | | | | | | | | | | | | |
| 07 | | | | | | | | | | | | | | | | | | | |
| 08 | | | | | | | | | | | | | | | | | | | |
| 09 | | | | | | | | | | | | | | | | | | | |

Section 3: Education

All persons attending an educational institution

12 m

3.19

How much did you spend during the **past 12 months** on your schooling in...? *RO*

Educational expenses should be recorded in the line corresponding to the member who is currently attending

ID Code

► 3.25

| Registration fees | Examination fees | Tuition fees | Study books/stencils | Exercise books, stationary | Uniform dress | Private tutoring | Accommodation Expenses (incl. food) | Transport cost | Food or snacks at school | Other | Total |
|-------------------|------------------|--------------|----------------------|----------------------------|---------------|------------------|-------------------------------------|----------------|--------------------------|-------|-------|
| 3.19a | 3.19b | 3.19c | 3.19d | 3.19e | 3.19f | 3.19g | 3.19h | 3.19i | 3.19j | 3.19k | 3.19l |
| SRD | SRD | SRD | SRD | SRD | SRD | SRD | SRD | SRD | SRD | SRD | SRD |

01

02

03

04

05

06

07

08

09

| | | | | | | | | | | | |
|--|--|--|--|--|--|--|--|--|--|--|--|
| | | | | | | | | | | | |
| | | | | | | | | | | | |
| | | | | | | | | | | | |
| | | | | | | | | | | | |
| | | | | | | | | | | | |
| | | | | | | | | | | | |
| | | | | | | | | | | | |
| | | | | | | | | | | | |
| | | | | | | | | | | | |

Section 3: Education

All persons NOT attending an educational institution but attended in the past

| ID Code | 3.20 | 3.21 | 3.22 | 3.23 | 3.24 |
|---------|---|---|--------------------------------|--|--|
| | What is the highest level of education you <u>attended</u> ? <i>RO</i> | In what field of study was this? | Have you completed this level? | What year/ grade did you <u>complete</u> ? Write '-1' if no response | Ask only if 3.20 is 2, 3, 4 or 7 What is the <u>main</u> reason why you did not continue studying? |
| | None 1 ► 17.01 Primary 2 VOJ (LTS, MULO, LBO, ULO) 3 ► 3.22 VOS (IMEAO, NATIN, AMTO, HAVO, VWO, CPI, SPI, ACI) 4 | Tertiary (HBO/ University/ College) 5 Masters/ PhD 6 Other 7 ► 3.22 | Yes 1 ► 3.24 No 2 | | Did not like studying/ was not interested 1 Could not afford the expenses 2 Needed to work 3 Was ill/ disabled 4 Other 5 |
| 01 | | | | | |
| 02 | | | | | |
| 03 | | | | | |
| 04 | | | | | |
| 05 | | | | | |
| 06 | | | | | |
| 07 | | | | | |
| 08 | | | | | |
| 09 | | | | | |

Section 3: Education

All persons between 3 and 19 years of age

| ID Code | 3.25 Were you attending school in person in December 2019, i.e. before the COVID-19 outbreak? | 3.26 Were you enrolled in school in 2020, i.e. the year of the COVID-19 pandemic? | 3.27 During the COVID-19 pandemic, did you take remote lessons? Read <input checked="" type="checkbox"/> and check all that applies | | | | 3.28 What is the main reason why you did not take remote lessons during the COVID-19 pandemic <i>Ask only if nothing checked in 3.27</i> | 3.29 Did you have to take classes with a private teacher because of the COVID-19 pandemic? |
|---------|---|--|---|---|---------------------------------|---------------------------------------|---|---|
| | Yes 1 No 2 | Yes 1 No 2 | Using online/digital learning platforms 3.27.a | Getting from school reading and exercises 3.27.b | Television broadcasts 3.27.c | Radio or podcast broadcasts 3.27.d | The school did not offer remote lessons 1 The school offered online classes but we had no computer/ tablet at home 2 The school offered online-classes but we had no access to the internet at home 3 The school offered remote classes but we had no radio / TV at home 4 We could not pay for school supplies 5 | Yes 1 No 2 |
| 01 | | | | | | | | |
| 02 | | | | | | | | |
| 03 | | | | | | | | |
| 04 | | | | | | | | |
| 05 | | | | | | | | |
| 06 | | | | | | | | |
| 07 | | | | | | | | |
| 08 | | | | | | | | |
| 09 | | | | | | | | |

Section 17: ICT

Part A: Household

This Section is directed to the household and asks about the internet access at home by all members of the household regardless of the device (e.g. desktop computer, laptop, tablet, mobile or smartphone, smart TV, etc.).

17.01 Respondent ID code for this Section

17.02 Do you or anyone in your household have access to the internet at home? (via any device)

| | | |
|-----|---|---------|
| Yes | 1 | ► 17.03 |
| No | 2 | ► 17.04 |

17.03 What types of internet connections are used at home?

Answer and ► 17.05

(Check ☒ all that applies) **RO**

17,03a Fixed broadband connections, e.g.cable, optical fibre, satellite, Wi-Fi.

17,03b Mobile connections used **as modem** at home (mobile phone **as modem**, SIM card **as modem**)

17.04 What's the main reason why don't you have internet at home? **RO**

| | |
|---|---|
| Device cost (cell phone, computer, tablet) | 1 |
| Cost of internet service by cable or data plan | 2 |
| Lack of knowledge or skills | 3 |
| Have internet access in another place (work, public, kiosk) | 4 |
| No coverage in my area | 5 |
| I don't have interest / I don't need | 6 |

Section 17: ICT

Part B: All persons 15 years of age and older

| | | | | | | |
|-----------------------|--|---|---------------|---------------|----------------------|---|
| ID Code | 17.05 Let us now talk about the use of the Internet <u>in general</u> , i.e., not only at home... How often on average did you use the internet in the last 3 months ? RO | 17.06 On which of the following devices did you use the internet in the last 3 months ? Read <input checked="" type="checkbox"/> and check all that applies | | | | |
| | | Desktop computer | Laptop | Tablet | Mobile / Smart phone | Other devices (smart TV, smart watch, e-book, etc.) |
| | Every day/ almost every day 1 | | | | | |
| | At least once a week (not every day) 2 | | | | | |
| | Less than once a week 3 | | | | | |
| Never 4 ► 4.01 | 17.06a | 17.06b | 17.06c | 17.06d | 17.06e | |
| 01 | | | | | | |
| 02 | | | | | | |
| 03 | | | | | | |
| 04 | | | | | | |
| 05 | | | | | | |
| 06 | | | | | | |
| 07 | | | | | | |
| 08 | | | | | | |
| 09 | | | | | | |

Section 17: ICT

Part B: All persons 15 years of age and older

3 m

| ID Code | 17.07 | | | | | | | | | | | | |
|---------|---|---|---|---|--|---|---|--|---|--|---|---|-----------------------------------|
| | For which of the following activities did you use the internet (including applications that use the internet) in the last 3 months for private purpose? <i>Read list aloud</i> | | | | | | | | | | | | |
| | Read <input checked="" type="checkbox"/> and check all that applies | | | | | | | | | | | | |
| | Sending / receiving e-mails | Making calls (including video calls) over the internet, for example, via Skype, Messenger, WhatsApp, Facetime | Participating in social networks (Facebook, Twitter, Instagram, Snapchat, TikTok, etc.) | Using instant messaging, i.e. exchanging messages via WhatsApp, Skype, Messenger, Viber, Snapchat | Reading online news sites / newspapers / magazines | Seeking health-related information (e.g. injuries, diseases, nutrition, improving health, etc.) | Finding information about goods or services | Expressing opinions on civic or political issues on websites or in social media (e.g. Facebook, Twitter, Instagram, YouTube) | Taking part in online consultations or voting to define civic or political issues (e.g. signing a petition) | Looking for a job or sending a job application | Selling of goods or services via a website or app (e.g. eBay, Facebook Marketplace, shpock) | Internet banking (including mobile banking) | Entertainment (Online games, etc) |
| | 17.07a | 17.07b | 17.07c | 17.07d | 17.07e | 17.07f | 17.07g | 17.07h | 17.07i | 17.07j | 17.07k | 17.07l | 17.07m |
| 01 | | | | | | | | | | | | | |
| 02 | | | | | | | | | | | | | |
| 03 | | | | | | | | | | | | | |
| 04 | | | | | | | | | | | | | |
| 05 | | | | | | | | | | | | | |
| 06 | | | | | | | | | | | | | |
| 07 | | | | | | | | | | | | | |
| 08 | | | | | | | | | | | | | |
| 09 | | | | | | | | | | | | | |

Section 17: ICT

Part B: All persons 15 years of age and older

| | | | | | | | | |
|---------|--|---|---------------|---|-------------------------------------|-----------------------------------|--|---------------|
| ID Code | 17.08 Excluding schooling and university classes, have you conducted any of the following learning activities over the internet for educational, professional or private purposes in the last 3 months? | | | 17.09 Did you contact or interact with public/government agencies over the internet for private purposes in the last 12 months for the following activities? | | | 17.10 When did you last <u>buy or order goods or services</u> for private use over the internet? | |
| | Read <input checked="" type="checkbox"/> and check all that applies | | | Read <input checked="" type="checkbox"/> and check all that applies | | | | |
| | Doing an online course | Using online learning material other than a complete online course (e.g. audio-visual materials, online learning software, electronic textbooks, learning apps) | NONE | Obtaining information from websites or apps | Downloading/printing official forms | Submitting completed forms online | | NONE |
| | 17.08a | 17.08b | 17.08c | 17.09a | 17.09b | 17.09c | | 17.09d |
| | | | | | | | Within the last 3 months 1 Between 3 months and a year ago 2 More than 1 year ago 3 Never bought or ordered over the internet 4 | |
| 01 | | | | | | | | |
| 02 | | | | | | | | |
| 03 | | | | | | | | |
| 04 | | | | | | | | |
| 05 | | | | | | | | |
| 06 | | | | | | | | |
| 07 | | | | | | | | |
| 08 | | | | | | | | |
| 09 | | | | | | | | |

Section 17: ICT

Part B: All persons 15 years of age and older

| ID Code | 17.11 Which of the following activities have you carried out in the last 3 months ? | | | | 17.12 Which of the following software related activities have you carried out in the last 3 months ? | | | | | |
|---------|--|---|---|--------|--|---|---|---------------------------------------|--|--------|
| | Read <input checked="" type="checkbox"/> and check all that applies | | | | Read <input checked="" type="checkbox"/> and check all that applies | | | | | |
| | Copying or moving files (e.g. documents, images, videos) between folders, devices (e.g. via e-mail, Messenger, WhatsApp) or on the cloud | Downloading or installing software or app | Changing settings of software, app or device (e.g. adjusting language, colours, contrast, text size, toolbars/menu) | NONE | Using word processing software (i.e. Microsoft Word) | Creating files (e.g. document, image, video) incorporating several elements, e.g. text, picture, table, chart, animation, sound | Using spreadsheet software (i.e. Microsoft Excel) | Editing photos, videos or audio files | Writing code in a programming language | NONE |
| | 17.11a | 17.11b | 17.11c | 17.11d | 17.12a | 17.12b | 17.12c | 17.12d | 17.12e | 17.12f |
| 01 | | | | | | | | | | |
| 02 | | | | | | | | | | |
| 03 | | | | | | | | | | |
| 04 | | | | | | | | | | |
| 05 | | | | | | | | | | |
| 06 | | | | | | | | | | |
| 07 | | | | | | | | | | |
| 08 | | | | | | | | | | |
| 09 | | | | | | | | | | |

Section 4: Government social safety net programmes

All persons

6 m

| ID Code | 4.01 | | | | | | | | | | | | | | | | |
|---------|--|----------------------------------|--------------------------------|--|--------------------------|--|----------------------------------|---|--|--|---|--|---|-----------------------|---------------------|---|-----------------|
| | In the past 6 months have you been a beneficiary of any of the following government programmes or benefits? <i>(These are welfare programmes, childhood programmes, unemployment programmes, youth programmes, vocational training programmes, etc.)</i> Read list aloud | | | | | | | | | | | | | | | | |
| | Read <input checked="" type="checkbox"/> and check all that applies | | | | | | | | | | | | | | | If nothing applies ► 18.01 | |
| | Q | A | B | C | D | E | F | G | H | I | J | K | L | M | N | O | P |
| | Unemployment allowance 4.01q | Financial child support 4.01a | School Transportation 4.01b | Day Care Centre Foundation (SBEC) 4.01c | Housing Program 4.01d | Foundation for Mobilization and Development (SAO) 4.01e | School Clothing/Uniform 4.01f | Financial Assistance/Alivio (FB) 4.01g | Financial Assistance - Disability Payment 4.01h | Food For Kids (Child Feeding Program) 4.01i | Scholarships and Allowance (School Fees) 4.01j | Foundation for Productive Working Unities (Stichting Productive Werkenheden - SPWE) 4.01k | Community Development Program (Gemeenschap ontwikkeling programma) 4.01l | Elderly care 4.01m | Youth Care 4.01n | Construction of and House Repair 4.01o | Others 4.01p |
| 01 | | | | | | | | | | | | | | | | | |
| 02 | | | | | | | | | | | | | | | | | |
| 03 | | | | | | | | | | | | | | | | | |
| 04 | | | | | | | | | | | | | | | | | |
| 05 | | | | | | | | | | | | | | | | | |
| 06 | | | | | | | | | | | | | | | | | |
| 07 | | | | | | | | | | | | | | | | | |
| 08 | | | | | | | | | | | | | | | | | |
| 09 | | | | | | | | | | | | | | | | | |

Section 4: Government social safety net programmes

| ID Code | All persons | | | | | | | | | | 6 m |
|-----------------|--|-------------------------|---|-----------------|------|-------------------------|---|-----------------|------|-------------------------|---|
| | 4.02 | | | | | | | | | | |
| | When did you enroll in each program and how much did you receive from each program in the past 6 months in cash, vouchers or bank deposits? <i>If received nothing, write 0 (zero)</i> | | | | | | | | | | |
| | 4.02.1 | | | 4.02.2 | | | 4.02.3 | | | | |
| | Program 1 | | | Program 2 | | | Program 3 | | | | |
| 4.02.1a | | 4.02.1b | 4.02.1c | 4.02.2a | | 4.02.2b | 4.02.2c | 4.02.3a | | 4.02.3b | 4.02.3c |
| Enrollment date | | Amount in 6 last months | How did you receive the payment? 1: Deposit, 2: Voucher, 3: Cash | Enrollment date | | Amount in 6 last months | How did you receive the payment? 1: Deposit, 2: Voucher, 3: Cash | Enrollment date | | Amount in 6 last months | How did you receive the payment? 1: Deposit, 2: Voucher, 3: Cash |
| Month | Year | SRD | | Month | Year | SRD | | Month | Year | SRD | |
| 01 | | | | | | | | | | | |
| 02 | | | | | | | | | | | |
| 03 | | | | | | | | | | | |
| 04 | | | | | | | | | | | |
| 05 | | | | | | | | | | | |
| 06 | | | | | | | | | | | |
| 07 | | | | | | | | | | | |
| 08 | | | | | | | | | | | |
| 09 | | | | | | | | | | | |

Section 4: Government social safety net programs

All persons

| | | | | | | | | | | | | |
|---------|---|-----------|---|---------------------------------|------------------|---|---|------------------------|---------------------------|--|------------------------------|-------|
| ID Code | 4.03 During the COVID-19 pandemic, did you start receiving any monetary assistance, support or benefit from the government or received increased amounts? | | 4.04 What type of monetary assistance, support or benefit did you start receiving or received in an increased amount of during the COVID-19 pandemic? | | | | | | | | | |
| | | | Read <input checked="" type="checkbox"/> and check all that applies | | | | | | | | | |
| | | | General child benefit (AKB) | General old age provision (AOV) | Retirees benefit | Financial assistance to people with disabilities (FBMMEB) | Financial assistance to socially weak households (FBHH) | Unemployment allowance | Social assistance benefit | SRD support for small payments in foreign currency program | Housing fund support program | NONE |
| | | | 4.04a | 4.04b | 4.04c | 4.04d | 4.04e | 4.04f | 4.04g | 4.04h | 4.04i | 4.04j |
| | Yes | 1 | | | | | | | | | | |
| | No | 2 ► 18.01 | | | | | | | | | | |
| 01 | | | | | | | | | | | | |
| 02 | | | | | | | | | | | | |
| 03 | | | | | | | | | | | | |
| 04 | | | | | | | | | | | | |
| 05 | | | | | | | | | | | | |
| 06 | | | | | | | | | | | | |
| 07 | | | | | | | | | | | | |
| 08 | | | | | | | | | | | | |
| 09 | | | | | | | | | | | | |

Section 18: Mental Health

Only for household heads and spouses

| | | | | | | | | | | | | | | | | | | | |
|--|---|--|---|---|---|--|--|---|--|-------|---|--------------|---|-----------|---|--------------|---|------------|---|
| 18.01 The questions in this scale ask you about your feelings and thoughts during the <u>last month</u> . In each case, you will be asked how often you felt or thought a certain way. | | | | | | | | | | | | | | | | | | | |
| <table border="1"> <tr> <td>Never</td> <td>0</td> </tr> <tr> <td>Almost Never</td> <td>1</td> </tr> <tr> <td>Sometimes</td> <td>2</td> </tr> <tr> <td>Fairly Often</td> <td>3</td> </tr> <tr> <td>Very Often</td> <td>4</td> </tr> </table> <div style="text-align: center;">USE SHOWCARD</div> | | | | | | | | | | Never | 0 | Almost Never | 1 | Sometimes | 2 | Fairly Often | 3 | Very Often | 4 |
| Never | 0 | | | | | | | | | | | | | | | | | | |
| Almost Never | 1 | | | | | | | | | | | | | | | | | | |
| Sometimes | 2 | | | | | | | | | | | | | | | | | | |
| Fairly Often | 3 | | | | | | | | | | | | | | | | | | |
| Very Often | 4 | | | | | | | | | | | | | | | | | | |
| In the last month, how often have you been upset because of something that happened unexpectedly? | In the last month, how often have you felt that you were unable to control the important things in your life? | In the last month, how often have you felt nervous and "stressed"? | In the last month, how often have you felt confident about your ability to handle your personal problems? | In the last month, how often have you felt that things were going your way? | In the last month, how often have you found that you could not cope with all the things that you had to do? | In the last month, how often have you been able to control irritations in your life? | In the last month, how often have you felt that you were on top of things? | In the last month, how often have you been angered because of things that were outside of your control? | In the last month, how often have you felt difficulties were piling up so high that you could not overcome them? | | | | | | | | | | |
| 18,01a | 18,01b | 18,01c | 18,01d | 18,01e | 18,01f | 18,01g | 18,01h | 18,01i | 18,01j | | | | | | | | | | |

ID Code

| | | | | | | | | | |
|----------------|-----------|--|--|--|--|--|--|--|--|
| Household head | 01 | | | | | | | | |
| Spouse | | | | | | | | | |

Section 5: Health

All persons

| ID Code | 5.00 Respondent ID code | 5.01 <i>Ask only if 5 years old and over</i> What is your weight? Kg | 5.02 <i>Ask only if 5 years old and over</i> What is your height? Centimeters | 5.03 <i>Ask only if 5 years old and over</i> Do you usually practice any of the following sport physical activities? RO Read <input checked="" type="checkbox"/> and check all that applies | | | | | | | 5.03.1 <i>Do not ask if nothing checked in 5.03</i> How many hours per week do you practice this/ these physical activity/es in total? Hours | 5.03.2 In a typical week, on how many days do you eat <u>fruit</u> ? If Zero ► 5.03.4 Days | 5.03.3 How many servings of <u>fruit</u> do you eat on one of those days? Number of servings | 5.03.4 In a typical week, on how many days do you eat <u>vegetables</u> ? If Zero ► 5.04 Days | 5.03.5 How many servings of <u>vegetables</u> do you eat on one of those days? Number of servings | 5.04 Do you get a general medical checkup at least once a year? Yes No | 5.05 Do you get a dental checkup at least once a year? Yes No | |
|---------|-------------------------------|--|---|--|-------|-------|-------|---|---|---|--|---|---|--|---|--|--|--|
| | | | | | | | | 5.03a Attend a gym at least once per week | 5.03b Engage in a sport game at least once per week | 5.03c Go jogging at least once per week | 5.03d Ride with a riding club/ group at least once per week | 5.03e Take regular walks at least 3 days per week | 5.03f Other physical activity | 5.03g NONE | | | | |
| | | | | | 5.03a | 5.03b | 5.03c | 5.03d | 5.03e | 5.03f | 5.03g | | | | | | | |
| 01 | | | | | | | | | | | | | | | | | | |
| 02 | | | | | | | | | | | | | | | | | | |
| 03 | | | | | | | | | | | | | | | | | | |
| 04 | | | | | | | | | | | | | | | | | | |
| 05 | | | | | | | | | | | | | | | | | | |
| 06 | | | | | | | | | | | | | | | | | | |
| 07 | | | | | | | | | | | | | | | | | | |
| 08 | | | | | | | | | | | | | | | | | | |
| 09 | | | | | | | | | | | | | | | | | | |

Section 5: Health

All persons

| ID Code | 5.06 Do you suffer from any of the following conditions? <i>RO</i> | | | | | | | | | | 5.07 Do you have any of the following disabilities? <i>RO</i> | | | | | 5.08 Did you suffer any of the following diseases in the past 3 months? <i>RO</i> | | | | | | | | | | 5.09 Have you ever contracted one of the following diseases? <i>RO</i> | | | | | | |
|---------|---|------------------------------|--------------------------|--------------------------|-----------------|--------------------|------------------------|--------------------------|-------------------------------|---------------|---|---|------------------|-------------------|---------------|--|-----------------|---------------------|--------------------|--------------|-----------------------|---------------|----------------------|---------------|-----------------------|---|----------------------|------------------|------------------------|-------------------|---------------|--|
| | Read <input checked="" type="checkbox"/> and check all that applies | | | | | | | | | | Read <input checked="" type="checkbox"/> and check all that applies | | | | | Read <input checked="" type="checkbox"/> and check all that applies | | | | | | | | | | Read <input checked="" type="checkbox"/> and check all that applies | | | | | | |
| | Diabetes 5.06a | High blood pressure 5.06b | Heart condition 5.06c | Cervical cancer 5.06d | Asthma 5.06e | Arthritis 5.06f | Breast cancer 5.06g | Prostate cancer 5.06h | Other type of cancer 5.06i | NONE 5.06j | Speech 5.07a | Sight (partial or total blindness) 5.07b | Hearing 5.07c | Physical 5.07d | NONE 5.07e | Diarrhea 5.08a | Angina 5.08b | Bronchitis 5.08c | Pneumonia 5.08d | Flu 5.08e | Dengue fever 5.08f | Zika 5.08g | Chikungunya 5.08h | NONE 5.08i | Dengue fever 5.09a | Zika 5.09b | Chikungunya 5.09c | Malaria 5.09d | Leptospirosis 5.09e | COVID-19 5.09f | NONE 5.09g | |
| 01 | | | | | | | | | | | | | | | | | | | | | | | | | | | | | | | | |
| 02 | | | | | | | | | | | | | | | | | | | | | | | | | | | | | | | | |
| 03 | | | | | | | | | | | | | | | | | | | | | | | | | | | | | | | | |
| 04 | | | | | | | | | | | | | | | | | | | | | | | | | | | | | | | | |
| 05 | | | | | | | | | | | | | | | | | | | | | | | | | | | | | | | | |
| 06 | | | | | | | | | | | | | | | | | | | | | | | | | | | | | | | | |
| 07 | | | | | | | | | | | | | | | | | | | | | | | | | | | | | | | | |
| 08 | | | | | | | | | | | | | | | | | | | | | | | | | | | | | | | | |
| 09 | | | | | | | | | | | | | | | | | | | | | | | | | | | | | | | | |

Section 5: Health

All persons

| ID Code | 5.10 During the past 3 months were you unable to carry on your usual activities at least for 1 day because of illness or injury? 3 m Yes, only illness 1 Yes, only injury 2 Yes, illness and injury 3 No 4 ► 5.13 | 5.11 For how many days during the past 3 months were you unable to carry on your usual activities because of illness or injury? 3 m Days | 5.12 How many of these were missed days of work without pay (within the past 3 months)? <i>Ask only if 15 year of age or more</i> 3 m Days | 5.13 How many minutes does it take you to get from here to the health facility you visit most frequently? Consider the normal means of getting there. Minutes | 5.14 When was the last time you visited a health practitioner? 3 or less months ago 1 Between 4 and 6 months ago 2 Between 7 and 12 months ago 3 Over 12 months ago 4 ► 5.19a |
|---------|---|---|---|---|--|
| 01 | | | | | |
| 02 | | | | | |
| 03 | | | | | |
| 04 | | | | | |
| 05 | | | | | |
| 06 | | | | | |
| 07 | | | | | |
| 08 | | | | | |
| 09 | | | | | |

Section 5: Health

All persons

| ID Code | 5.15 Where was your LAST visit to a medical practitioner made? RO | | 5.16 How long did you have to wait at this place before being assisted? | | 5.17 How satisfied were you with the attention/ treatment received? RO | | 5.18 Why were you not satisfied? RO | | | | | | | 5.19 How many nights, if any, during the past 12 months did you spend in a public/ private hospital? | | |
|---------|--|--|--|--|---|------------------|---|---------------|---------------------|-------------------|-------------------|--|-----------------------------------|--|--------------|-------------|
| | | | | | | | Read <input checked="" type="checkbox"/> and check all that applies | | | | | | | | | |
| | | | | | | | | | | | | | | | | |
| | | | | | | | | | | | | | | | | |
| | AZP, MMC, LH, Diakonessen Huis, RKZ | Private dentist | 5 | E.g. If 45 minutes, record 0 hours 45 minutes | | Very satisfied 1 | | ► 5.19 | Drugs not available | Attitude of staff | Long waiting time | Equipment not available or operational | No Doctor/Trained staff available | Too many revisits | Other | 12 m |
| | 1 | Alternative medicine (Bonuman, pandiet, acupuncture, etc.) | 6 | | | | | | | | | | | | | |
| | RGD | 2 | Hospital abroad | 7 | Neither satisfied nor dissatisfied 3 | | | | | | | | | | | |
| | Private clinic | 3 | Wanica hospital | 9 | Dissatisfied 4 | | | | | | | | | | | |
| | MZ | 4 | Marowijne hospital | 10 | Very dissatisfied 5 | | | | | | | | | | | |
| | | | | 5.16a | 5.16b | | | | 5.18a | 5.18b | 5.18c | 5.18d | 5.18e | 5.18f | 5.18g | Nights |
| 01 | | | | | | | | | | | | | | | | |
| 02 | | | | | | | | | | | | | | | | |
| 03 | | | | | | | | | | | | | | | | |
| 04 | | | | | | | | | | | | | | | | |
| 05 | | | | | | | | | | | | | | | | |
| 06 | | | | | | | | | | | | | | | | |
| 07 | | | | | | | | | | | | | | | | |
| 08 | | | | | | | | | | | | | | | | |
| 09 | | | | | | | | | | | | | | | | |

Section 5: Health

All persons 12 years of age and older

| ID Code | 5.19a | 5.19b | 5.19c |
|---------|--|--|--|
| | Have you been vaccinated against COVID-19? RO | Do you plan to get vaccinated to prevent COVID-19? | What is the <u>main</u> reason you do not plan to or are not sure you will be vaccinated? |
| | | | I do not think they are effective, that they work 1 I don't think it's safe, because of the side effects 2 I am not at risk of getting covid-19 3 I am concerned of being infected with COVID-19 at the health facility 4 Health center too far or hard to reach 5 I don't have time to go to get vaccinated 6 I already had covid-19 / I no longer need it 7 I am against vaccines in general 8 Religious reasons 9 Other (specify) 97 |
| | Yes, one dose 1 ► 5.20 | Yes 1 ► 5.20 | |
| | Yes, two doses 2 ► | No 2 | |
| | No 3 | Not sure 3 | |
| 01 | | | |
| 02 | | | |
| 03 | | | |
| 04 | | | |
| 05 | | | |
| 06 | | | |
| 07 | | | |
| 08 | | | |
| 09 | | | |

Section 5: Health

All persons

30 d

| ID Code | 5.20 | 5.21 | 5.22 | 5.23 | 5.24 | 5.25 |
|---------|---|---|---|--|--|---|
| | <p>Did you buy private medical services for yourself during the past 30 days? E.g. doctor fees, dentist fees, physiotherapist, etc.</p> <p>Include only fees; do not include lab tests, x-rays, etc.</p> | <p>How much did you spend <u>out of your pocket</u> for these private medical services for yourself in the past 30 days?</p> <p><i>Deduce any reimbursements you had or will have for this</i></p> | <p>Did you buy other medical care services for yourself during the past 30 days? E.g. x-rays, blood test, electrocardiogram, hospitalization, other types of lab tests, etc.</p> | <p>How much did you spend <u>out of your pocket</u> for these other medical care services for yourself in the past 30 days?</p> <p><i>Deduce any reimbursements you had or will have for this</i></p> | <p>Did you buy other medical products for yourself during the past 30 days? E.g. prescription glasses, thermometer, blood pressure monitor, orthotics, cervical collars, etc.</p> | <p>How much did you spend <u>out of your pocket</u> for these other medical products for yourself in the past 30 days?</p> <p><i>Deduce any reimbursements you had or will have for this</i></p> |
| | <p>Yes 1</p> <p>No 2 ► 5.22</p> | SRD | <p>Yes 1</p> <p>No 2 ► 5.24</p> | SRD | <p>Yes 1</p> <p>No 2 ► 5.26</p> | SRD |
| 01 | | | | | | |
| 02 | | | | | | |
| 03 | | | | | | |
| 04 | | | | | | |
| 05 | | | | | | |
| 06 | | | | | | |
| 07 | | | | | | |
| 08 | | | | | | |
| 09 | | | | | | |

Section 5: Health

All persons

| | | | | | | | | | | | | | | |
|---------|--|--|--|--|---|--|---|--|--|--|--|--|--|--|
| ID Code | 5.26 Did you buy medicines for yourself during the past 30 days ? E.g. antibiotics, cardiovascular drugs, hypertensive agents; pain killers, eye, ear, nose and throat drugs, etc. <div style="background-color: black; color: white; padding: 5px; display: inline-block;">30 d</div> | | 5.27 Did you obtain these medicines at a private or at a public pharmacy/place? <div style="display: flex; justify-content: space-between;"> Private 1 </div> <div style="display: flex; justify-content: space-between;"> Public 2 </div> <div style="display: flex; justify-content: space-between;"> Both 3 </div> | | 5.28 How much did you spend <u>out of your pocket</u> for medicines for yourself at a private or public source in the past 30 days ? <i>Deduce any reimbursements you had or will have for this</i> <div style="background-color: black; color: white; padding: 5px; display: inline-block;">30 d</div> <div style="text-align: center;">SRD</div> | | 5.29 Do you have health private insurance? <i>SZF insurance from civil servants is a private insurance</i> <div style="display: flex; justify-content: space-between;"> Yes 1 </div> <div style="display: flex; justify-content: space-between;"> No 2 </div> | | 5.30 Do you have Basic Health Insurance (BZV)? <div style="display: flex; justify-content: space-between;"> Yes 1 </div> <div style="display: flex; justify-content: space-between;"> No 2 </div> | | 5.31 <i>Ask only if 1 in 5.30</i> Do you pay anything for the Basic Health Insurance (BZV)? <div style="display: flex; justify-content: space-between;"> Yes 1 </div> <div style="display: flex; justify-content: space-between;"> No 2 </div> | | <i>If 14 years of age or younger answer and ► 7.00</i> <i>If female and 15 years or older answer and ► 6.01</i> <i>If male and 15 years or older answer and ► 8.01</i> | |
| | Yes 1 | | Yes 1 | | Yes 1 | | Yes 1 | | | | | | | |
| | No 2 ► 5.29 | | No 2 | | No 2 | | No 2 | | | | | | | |
| | | | | | | | | | | | | | | |
| 01 | | | | | | | | | | | | | | |
| 02 | | | | | | | | | | | | | | |
| 03 | | | | | | | | | | | | | | |
| 04 | | | | | | | | | | | | | | |
| 05 | | | | | | | | | | | | | | |
| 06 | | | | | | | | | | | | | | |
| 07 | | | | | | | | | | | | | | |
| 08 | | | | | | | | | | | | | | |
| 09 | | | | | | | | | | | | | | |

Section 6: Pregnancy health care and Fertility

Women 15 years of age and older

| | | | | | | | | | | | | | | | | | | | | |
|---------|---|--|---|--|---|-----------------------|--|---------------------------------|---|--|-----------------------|---------------|---------------------------------|--|---------------|-----------------------|--|---------------------------------|--|--|
| ID Code | 6.01 Do you get gynaecological checkups at least once a year? | | 6.02 Have you ever given birth to a child who was born alive? | | 6.03 How many children born alive have you had? | | 6.04 How many of them are alive now? | | 6.05 What is the sex and date of birth of all the children you have had in your life, whether they are now alive or not? List them in the order in which they were born. | | | | | | | | | | | |
| | | | | | | | | | 6.05.1 | | | 6.05.2 | | | 6.05.3 | | | 6.05.4 | | |
| | | | | | | | | | First child | | | Second child | | | Third child | | | Fourth child | | |
| | <i>If one filed is unknown, record -1</i> | | | | | | | | | | | | | | | | | | | |
| | 6.05.1a Sex | | 6.05.1b Date of birth | | | 6.05.2a Sex | | 6.05.2b Date of birth | | | 6.05.3a Sex | | 6.05.3b Date of birth | | | 6.05.4a Sex | | 6.05.4b Date of birth | | |
| | 1. Male | | Day Month Year | | | 1. Male | | Day Month Year | | | 1. Male | | Day Month Year | | | 1. Male | | Day Month Year | | |
| | 2. Female | | Day Month Year | | | 2. Female | | Day Month Year | | | 2. Female | | Day Month Year | | | 2. Female | | Day Month Year | | |
| | Yes 1 | | Yes 1 | | | | | | | | | | | | | | | | | |
| | No 2 | | No 2 | | ▶ 8.01 | | | | | | | | | | | | | | | |
| 01 | | | | | | | | | | | | | | | | | | | | |
| 02 | | | | | | | | | | | | | | | | | | | | |
| 03 | | | | | | | | | | | | | | | | | | | | |
| 04 | | | | | | | | | | | | | | | | | | | | |
| 05 | | | | | | | | | | | | | | | | | | | | |
| 06 | | | | | | | | | | | | | | | | | | | | |
| 07 | | | | | | | | | | | | | | | | | | | | |
| 08 | | | | | | | | | | | | | | | | | | | | |
| 09 | | | | | | | | | | | | | | | | | | | | |

Women 15 years of age and older

What is the sex and date of birth of all the children you have had in your life, whether they are now alive or not? List them in the order in which they were born.

If one filed is unknown, record -1

ID Code

| |
|----|
| 01 |
| 02 |
| 03 |
| 04 |
| 05 |
| 06 |
| 07 |
| 08 |
| 09 |

Section 6: Pregnancy health care and Fertility

Women 15 years of age and older

| | | | | | | | | | | | | | |
|---------|--|--|---|--|---|--|--|--|--|--|--|--|-------------|
| ID Code | 6.06 When pregnant with your last child, did you attend prenatal consultations at a healthcare facility? | | 6.07 Where did you first attend prenatal consultations when you were pregnant with your <u>last child</u> ? RO | | 6.08 At what month of pregnancy did you go for your first visit when pregnant with your <u>last child</u> ? <i>E.g. 1, 3, 8.</i> | | 6.09 Did you receive the tetanus vaccine when pregnant with your <u>last child</u> ? | | 6.10 Where did you give birth to your <u>last child</u> ? RO | | 6.11 Who mainly assisted you during the delivery of your <u>last child</u> ? RO | | 8.01 |
| | | | AZP, SZN, LH, DH, 1 Place of alternative medicine RKZ (dresiman, acupuncturist, 5 RGD pandiet, etc.) 2 | | | | Yes 1 No 2 Don't know 9 | | AZP, SZN, LH, RKZ, DH 1 RGD 2 Private clinic 3 MZ 4 Hospital/clinic abroad 5 At home 6 Other 7 | | Doctor 1 Nurse 2 Midwife 3 Neighbors 4 Household member/relative 5 Other 6 | | |
| | Yes 1 No 2 ► 6.09 | | Private clinic 3 MZ 4 Hospital abroad 6 | | Month | | | | | | | | |
| | | | | | | | | | | | | | |
| 01 | | | | | | | | | | | | | |
| 02 | | | | | | | | | | | | | |
| 03 | | | | | | | | | | | | | |
| 04 | | | | | | | | | | | | | |
| 05 | | | | | | | | | | | | | |
| 06 | | | | | | | | | | | | | |
| 07 | | | | | | | | | | | | | |
| 08 | | | | | | | | | | | | | |
| 09 | | | | | | | | | | | | | |

Section 7: Children

All children 14 years of age and younger

| ID Code | 7.00 | 7.01 | 7.02 | 7.03 | 7.04 | 7.05 | 7.06 | 7.07 | 7.08 |
|---------|--|----------------------------|---|---|---|---|---|---|--|
| | Respondent ID code | Child's first name | Child's age (<i>in completed years</i>) | Does [NAME]'s mother live in the household? | Individual ID code of mother (according to Section 1) | Does [NAME]'s father live in the household? | Individual ID code of father (according to Section 1) | Do this child receive any monetary support from outside of the household? | What is the form of this support? RO |
| | <i>Ask for the adult in charge of each child</i> | <i>Copy from Section 1</i> | <i>Copy from Section 1</i> <i>If less than 1 year write 0 (zero)</i> | | | | | <i>Only support intended for the child</i> | |
| | | | | Yes 1 No 2 ► 7.05 | | Yes 1 No 2 ► 7.07 | | Yes 1 No 2 ► 7.09 | Government grant 1 Maintenance or alimony 2 |
| 01 | | | | | | | | | |
| 02 | | | | | | | | | |
| 03 | | | | | | | | | |
| 04 | | | | | | | | | |
| 05 | | | | | | | | | |
| 06 | | | | | | | | | |
| 07 | | | | | | | | | |
| 08 | | | | | | | | | |
| 09 | | | | | | | | | |

Section 7: Children

All children 14 years of age and younger

30 d

| ID Code | 7.09 In the past 30 days , have you or any other adult in the household: <i>Ask only if the child is 0 to 8 years old</i> Read <input checked="" type="checkbox"/> and check all that applies | | | | | | | 7.10 Has [NAME]...? RO <i>Ask only if the child is 0 to 8 years old</i> Read <input checked="" type="checkbox"/> and check all that applies | | | | | | | 7.11 In the past 30 days when [NAME] was disciplined, what method was used? RO <i>Ask all children 0 to 14 years old</i> Read <input checked="" type="checkbox"/> and check all that applies | | | | | | | | | | | | |
|---------|---|---------------------------|---------------------------|-----------------------------|--|--------------------------------------|-------|---|--|--|---------------------------------|---------------------------------|--|---|---|------------------------------|---|-----------------------|---|--------------|--------------------------------|---------------------------------------|--------------------------------|--------------------|--------------------|-----------|-------|
| | Read to or shown the child books | Told stories to the child | Sung songs with the child | Played games with the child | Spent time with the child counting, drawing or naming things | Took the child on a special activity | NONE | Toys that teach colours, shapes and sizes | Toys or games which help teach numbers | Toys/games requiring fine movements (building blocks, Legos) | Books (other than school books) | Toy or real musical instruments | Access to electronic games (Playstation, computer, cell phones, tablet, etc) | Toys or books about science or making things (STEM) | NONE | Slapping/ hitting with hands | Beating with an implement (belt, stick) | Quarrelling/ shouting | Removing privileges (e.g. TV, favourite game) | Denying food | Time out (put in room/ corner) | Talking about why an action was wrong | Swearing/ cursing at the child | Pinching the child | Ignoring the child | Reasoning | NONE |
| | 7.09a | 7.09b | 7.09c | 7.09d | 7.09e | 7.09f | 7.09g | 7.10a | 7.10b | 7.10c | 7.10d | 7.10e | 7.10f | 7.10g | 7.10h | 7.11a | 7.11b | 7.11c | 7.11d | 7.11e | 7.11f | 7.11g | 7.11h | 7.11i | 7.11j | 7.11k | 7.11l |
| | | | | | | | | | | | | | | | | | | | | | | | | | | | |
| 01 | | | | | | | | | | | | | | | | | | | | | | | | | | | |
| 02 | | | | | | | | | | | | | | | | | | | | | | | | | | | |
| 03 | | | | | | | | | | | | | | | | | | | | | | | | | | | |
| 04 | | | | | | | | | | | | | | | | | | | | | | | | | | | |
| 05 | | | | | | | | | | | | | | | | | | | | | | | | | | | |
| 06 | | | | | | | | | | | | | | | | | | | | | | | | | | | |
| 07 | | | | | | | | | | | | | | | | | | | | | | | | | | | |
| 08 | | | | | | | | | | | | | | | | | | | | | | | | | | | |
| 09 | | | | | | | | | | | | | | | | | | | | | | | | | | | |

Section 7: Children

All children 14 years of age and younger

| ID Code | 7.12 | 7.13 | | | | | 7.14 | 7.15 | <p><i>If 0 to 4 years old</i> ► 7.16</p> <p><i>If 5 to 14 years old</i> ► 7.23</p> |
|---------|---|---|---------------------|---------------------------|----------------|---------------|---|--|--|
| | How many children are there in [NAME]'s class? <i>If the child is not enrolled at school write 0 (zero) (IF 3.02 =2)</i> | Is there a safe place for [NAME] to play within your community? (E.g. limited threat from injury by cars or other vehicles, from animals, bodies of water or other natural elements or from adults/older children). RO | | | | | Has [NAME] witnessed any type of violence within the community in the last 12 months ? | Has [NAME] witnessed any type of violence at home in the last 12 months ? | |
| | | Read <input checked="" type="checkbox"/> and check all that applies | | | | | | | |
| | | Own yard 7.13a | Playground 7.13b | Community centre 7.13c | Other 7.13d | NONE 7.13e | Yes 1 No 2 | Yes 1 No 2 | |
| 01 | | | | | | | | | |
| 02 | | | | | | | | | |
| 03 | | | | | | | | | |
| 04 | | | | | | | | | |
| 05 | | | | | | | | | |
| 06 | | | | | | | | | |
| 07 | | | | | | | | | |
| 08 | | | | | | | | | |
| 09 | | | | | | | | | |

Children 4 years of age and younger

| |
|----|
| 01 |
| 02 |
| 03 |
| 04 |
| 05 |
| 06 |
| 07 |
| 08 |
| 09 |

Section 7: Children

Children 4 years of age and younger

| | | | | | | | | |
|----------------|--|---|---|--|--|--------------------------|--------------------------|--|
| ID Code | 7.21 INTERVIEWER: Was the immunization card seen for 7.20 ? | | 7.22 What type of symptoms would cause [NAME] to be taken to the doctor or a health facility right away? RO | | | | | END OF INDIVIDUAL INTERVIEW FOR THE CHILD |
| | | | Read <input checked="" type="checkbox"/> and check all that applies | | | | | |
| | Yes 1 No 2 | Child not able to drink or breastfeed 7.22a | Child develops a fever 7.22b | Child has fast/difficult breathing 7.22c | Child has blood in stool 7.22d | Vomiting 7.22e | Diarrhea 7.22f | |
| 01 | | | | | | | | |
| 02 | | | | | | | | |
| 03 | | | | | | | | |
| 04 | | | | | | | | |
| 05 | | | | | | | | |
| 06 | | | | | | | | |
| 07 | | | | | | | | |
| 08 | | | | | | | | |
| 09 | | | | | | | | |

Section 7: Children

Children 5 to 14 years of age

30 d

| ID Code | 7.23 | 7.24 | 7.25 | 7.26 | 7.27 | 7.28 | 7.29 | END OF INDIVIDUAL INTERVIEW FOR THE CHILD |
|---------|--|--|--|--|---|--|--|--|
| | During the past 30 days , did [NAME] do any kind of work for somebody who is <u>not</u> a member of this household? | Was s/he paid for this work (either in cash or in kind)? | During the past 30 days , about how many days did [NAME] work for somebody who is not a member of this household? | During the past 30 days , did [NAME] do any paid or unpaid work in a family agricultural business or in a family non-agricultural business, or any other work on his/her own? | During the past 30 days , about how many days did [NAME] work for his/her family or for himself/herself? | During the past 30 days , did [NAME] help with household chores such as shopping, cleaning, washing clothes, cooking, fetching water, collecting wood or caring for children, elderly or sick people? | During the past 30 days , about how many days did s/he do these chores? | |
| | Yes 1 No 2 ► 7.26 | Yes 1 No 2 | Number of days | Yes 1 No 2 ► 7.28 | Number of days | Yes 1 No 2 ► END | Number of days | |
| 01 | | | | | | | | |
| 02 | | | | | | | | |
| 03 | | | | | | | | |
| 04 | | | | | | | | |
| 05 | | | | | | | | |
| 06 | | | | | | | | |
| 07 | | | | | | | | |
| 08 | | | | | | | | |
| 09 | | | | | | | | |

Section 8: Crime and personal safety

All persons 15 years of age and older

| | | | | | | | | | | |
|---------|---|---|---|-------------------------------|---------------------|-------------------------------|--------------------|--------------------|---------------------------|---|
| ID Code | 8.01 In the past 12 months have you been a victim of crime? <div style="background-color: black; color: white; padding: 5px; display: inline-block;">12 m</div> | 8.02 Describe the nature of the most important crime? <i>Most important according to respondent's perception</i> | 8.02a How many times were you a victim of the following crimes in the past 12 months? RO If "none" write 0 (zero) | | | | | | | 8.07 Are you more fearful of being victim of crime than you were two years ago? |
| | | Theft of vehicle 1 Theft from vehicle 2 Burglary 3 Attempted burglary 4 Robbery 5 Assault 6 | | | | | | | | |
| | Yes 1 No 2 ► 8.07 | Sexual offence 7 Other 8 | Theft of vehicle 8.02a.1 | Theft from vehicle 8.02a.2 | Burglary 8.02a.3 | Attempted burglary 8.02a.4 | Robbery 8.02a.5 | Assault 8.02a.6 | Sexual offence 8.02a.7 | Yes 1 No 2 |
| | | | | | | | | | | |
| 01 | | | | | | | | | | |
| 02 | | | | | | | | | | |
| 03 | | | | | | | | | | |
| 04 | | | | | | | | | | |
| 05 | | | | | | | | | | |
| 06 | | | | | | | | | | |
| 07 | | | | | | | | | | |
| 08 | | | | | | | | | | |
| 09 | | | | | | | | | | |

Section 9: Employment

All persons 15 years of age and older

12 m

| ID Code | 9.00 Respondent ID code | | | | | | | | | | | | |
|---------|--|-----------------|--------|-------------------------|--------------|-----------------|-----------------------------------|--------|--------------|-----------------|--------|--------|--------------|
| | 9.01 Did you do any work in the past 12 months ? If No write 2 and ► 9.06 9.02 What jobs/business activities did you <u>mainly</u> have in the past 12 months ? <i>Start with the main current job and continue with any other job you are doing at this moment or did in the past 12 months</i> 9.03 How many <u>months</u> did you do this job/business in the past 12 months ? 9.05 What was your employment status in this job/business? RO | | | | | | | | | | | | |
| | Employer (with employees) | | 1 | Contributing family wor | | 3 | Self-employed (with no employees) | | 2 | Employee | 4 | | |
| | 9.01 | Job 1 | | | Job 2 | | | Job 3 | | | | | |
| | 9.02.1 | | 9.03.1 | 9.05.1 | 9.02.2 | | 9.03.2 | 9.05.2 | 9.02.3 | | 9.03.3 | 9.05.3 | |
| | Yes 1 | Job description | | Months | Empl. status | Job description | | Months | Empl. status | Job description | | Months | Empl. status |
| | No 2 | | | | | | | | | | | | |
| 01 | | | | | | | | | | | | | |
| 02 | | | | | | | | | | | | | |
| 03 | | | | | | | | | | | | | |
| 04 | | | | | | | | | | | | | |
| 05 | | | | | | | | | | | | | |
| 06 | | | | | | | | | | | | | |
| 07 | | | | | | | | | | | | | |
| 08 | | | | | | | | | | | | | |
| 09 | | | | | | | | | | | | | |

Section 9: Employment

All persons 15 years of age and older

| | | | | | |
|---------|--|---|---|---|---|
| ID Code | 9.06 Did you work for at least one hour in the last 7 days ? Do not count household chores. | 9.07 In the last 7 days did you prepare something to sell or helped to work for family gain in a family agricultural or non-agricultural activity? | 9.08 Even if you did not work in the last 7 days , did you have a job or an enterprise such as a shop, agricultural or non-agricultural business from which you were temporarily absent and to which you will return soon? | 9.09 Do you currently have more than one job? | 9.10 Talking about your current main job/ business (the one that takes more time) , what is your employment status in this job/ business? RO |
| | | 7d | 7d | | Employer (with employees) 1 Self-employed (with no employees) 2 Contributing family worker 3 ► 9.17 Government employee 4 Private employee 5 Intern/Apprentice 6 ► 9.14 Other 7 |
| | Yes 1 ► 9.09 No 2 | Yes 1 ► 9.09 No 2 | Yes 1 No 2 ► 9.28 | Yes 1 No 2 | |
| 01 | | | | | |
| 02 | | | | | |
| 03 | | | | | |
| 04 | | | | | |
| 05 | | | | | |
| 06 | | | | | |
| 07 | | | | | |
| 08 | | | | | |
| 09 | | | | | |

Section 9: Employment

Employed persons 15 years of age and older

| ID Code | 9.11 Is this business registered at KKF or with the tax authorities? RO | | | 9.12 Does this business operate from your home, another fixed location, or is it mobile? RO | | | 9.13 Do you keep any kind of accounting records for this business? RO | | 9.14 How many persons including yourself work approximately at the place/ establishment where you work? | | | |
|---------|---|-----------------|-------|---|----------------------|-----------------|---|---|--|--|---|-----------------------------|
| | Read <input checked="" type="checkbox"/> and check all that applies | | | Read <input checked="" type="checkbox"/> and check all that applies | | | | | If 9.10 is 1 or 2 answer and then ► 9.17 Only 1 person 1 2 to 4 persons 2 5 to 9 persons 3 10 to 49 persons 4 50 or more persons 5 | | | |
| | Chamber of Commerce (KKF) | Tax authorities | NONE | At home | Other fixed location | Mobile business | Yes, detailed formal accounts for tax purposes (balance statements, purchase and sales books) 1 | Yes, simplified accounting process NOT for tax purposes 2 | | | Yes, just personal records (informal records) 3 | No, no type of accounting 4 |
| | 9.11a | 9.11b | 9.11c | 9.12a | 9.12b | 9.12c | | | | | | |
| 01 | | | | | | | | | | | | |
| 02 | | | | | | | | | | | | |
| 03 | | | | | | | | | | | | |
| 04 | | | | | | | | | | | | |
| 05 | | | | | | | | | | | | |
| 06 | | | | | | | | | | | | |
| 07 | | | | | | | | | | | | |
| 08 | | | | | | | | | | | | |
| 09 | | | | | | | | | | | | |

Section 9: Employment

Employed persons 15 years of age and older

| ID Code | 9.15 | 9.16 | | | | | | | | | |
|---------|---|---|------------------------------------|-----------------|---------------------|------------------------------|---------------------------------------|-------------------|---------------------------------|-------|-------|
| | What type of contract do you have in your main job? <i>RO</i> | Which benefits do you receive from your employer in this job? <i>RO</i> | | | | | | | | | |
| | | Check <input checked="" type="checkbox"/> all that applies | | | | | | | | | |
| | | Pension or retirement fund | Maternity leave (only for females) | Paid sick leave | Day care facilities | Protection equipment/clothes | Transport /subsidized food facilities | Medical insurance | Parental leave (only for males) | NONE | |
| | Written contract for no specified time | 1 | 9.16a | 9.16b | 9.16c | 9.16d | 9.16e | 9.16f | 9.16g | 9.16h | 9.16h |
| | Written contract for limited time | 2 | | | | | | | | | |
| | No contract | 3 | | | | | | | | | |
| 01 | | | | | | | | | | | |
| 02 | | | | | | | | | | | |
| 03 | | | | | | | | | | | |
| 04 | | | | | | | | | | | |
| 05 | | | | | | | | | | | |
| 06 | | | | | | | | | | | |
| 07 | | | | | | | | | | | |
| 08 | | | | | | | | | | | |
| 09 | | | | | | | | | | | |

Section 9: Employment

Employed persons 15 years of age and older

| | | | | | | | | | | | | | | | | | | | | | | | | | | |
|---------|---|---|---|----|--|---|----------|---|----------------------------------|---|---------------|---|---|---|---|---|------------------------|---|--------------------------|---|---------------------------------------|----|---------------------------|---|--|--|
| ID Code | 9.17 What is your occupation in your main job/ business ? <i>E.g. sales manager, sales clerk, mason, primary school teacher, hairdresser, cashier at supermarket, taxi driver, doctor, street seller, carpenter, etc.</i> | 9.18 What are your main activities or duties in this job? Describe as clearly as possible. | 9.19 Occupation code | | | | | | | | | | | | | | | | | | | | | | | |
| | | | <table border="1"> <tr> <td></td> <td>Skilled Agricultural, Forestry and Fishery Workers</td> <td>6</td> </tr> <tr> <td>Managers</td> <td>1</td> <td>Craft and Related Trades Workers</td> <td>7</td> </tr> <tr> <td>Professionals</td> <td>2</td> <td>Plant and Machine Operators, and Assemblers</td> <td>8</td> </tr> <tr> <td>Technicians and Associate Professionals</td> <td>3</td> <td>Elementary Occupations</td> <td>9</td> </tr> <tr> <td>Clerical Support Workers</td> <td>4</td> <td>Armed Forces Occupations, Other Ranks</td> <td>10</td> </tr> <tr> <td>Service and Sales Workers</td> <td>5</td> <td></td> <td></td> </tr> </table> | | Skilled Agricultural, Forestry and Fishery Workers | 6 | Managers | 1 | Craft and Related Trades Workers | 7 | Professionals | 2 | Plant and Machine Operators, and Assemblers | 8 | Technicians and Associate Professionals | 3 | Elementary Occupations | 9 | Clerical Support Workers | 4 | Armed Forces Occupations, Other Ranks | 10 | Service and Sales Workers | 5 | | |
| | | Skilled Agricultural, Forestry and Fishery Workers | 6 | | | | | | | | | | | | | | | | | | | | | | | |
| | Managers | 1 | Craft and Related Trades Workers | 7 | | | | | | | | | | | | | | | | | | | | | | |
| | Professionals | 2 | Plant and Machine Operators, and Assemblers | 8 | | | | | | | | | | | | | | | | | | | | | | |
| | Technicians and Associate Professionals | 3 | Elementary Occupations | 9 | | | | | | | | | | | | | | | | | | | | | | |
| | Clerical Support Workers | 4 | Armed Forces Occupations, Other Ranks | 10 | | | | | | | | | | | | | | | | | | | | | | |
| | Service and Sales Workers | 5 | | | | | | | | | | | | | | | | | | | | | | | | |
| | | | | | | | | | | | | | | | | | | | | | | | | | | |
| | | | | | | | | | | | | | | | | | | | | | | | | | | |
| | | | | | | | | | | | | | | | | | | | | | | | | | | |
| | | | | | | | | | | | | | | | | | | | | | | | | | | |
| | | | | | | | | | | | | | | | | | | | | | | | | | | |
| | | | | | | | | | | | | | | | | | | | | | | | | | | |
| | | | | | | | | | | | | | | | | | | | | | | | | | | |
| | | | | | | | | | | | | | | | | | | | | | | | | | | |

Section 9: Employment

Employed persons 15 years of age and older

| ID Code | 9.20 | 9.21 | 9.22 | 9.23 | | | | | | | |
|---------|---|--|--|---|------------------|--------------------|-------------------|-----------------|-------------------|-----------------|----------------|
| | What kind of goods are produced or services provided at the place/ establishment where you work? <i>E.g. garments manufacturing, taxi service, banking, soap manufacturing, primary school, garment shop, supermarket, government office, health services (private clinic), etc.</i> | Industry code | How long have you been working in this job/ business until now? | How many hours did you actually work in the last 7 days , considering all your jobs? <i>If more than one current job, include all hours at all jobs</i> | | | | | | | |
| | | | | <div style="border: 1px solid black; padding: 5px; text-align: center;">7 d</div> | | | | | | | |
| | | | | <i>If TOTAL is less than 40 hours, answer and ► 9.24</i> <i>If TOTAL is 40 hours or more, answer and ► 9.27</i> | | | | | | | |
| | Wholesale & retail (trade) 1 Public administration, defense 2 Construction 3 Education 4 Human health and social work activities 5 Manufacturing 6 Accommodation & food service activities 7 | Activities of households as employers 8 Transportation & storage 9 Mining and quarrying 10 Administrative and support service activities 11 Agriculture, forestry & fishing 12 Water supply, sewage, waste management, electricity, gas, air 13 Other 96 | Less than 1 year 1 1 to 4 years 2 5 to 9 years 3 10 years or over 4 | Monday 9.23a | Tuesday 9.23b | Wednesday 9.23c | Thursday 9.23d | Friday 9.23e | Saturday 9.23f | Sunday 9.23g | TOTAL 9.23h |
| 01 | | | | | | | | | | | |
| 02 | | | | | | | | | | | |
| 03 | | | | | | | | | | | |
| 04 | | | | | | | | | | | |
| 05 | | | | | | | | | | | |
| 06 | | | | | | | | | | | |
| 07 | | | | | | | | | | | |
| 08 | | | | | | | | | | | |
| 09 | | | | | | | | | | | |

Section 9: Employment

Employed persons 15 years of age and older

| ID Code | 9.24 What is the <u>main</u> reason why you worked less than 40 hours in the last 7 days ? | | 9.25 Did you want to work more hours in the last 7 days ? | 9.26 In the last 7 days were you <u>available</u> to work more hours in your current job or in a new job in addition to your current one? | 9.27 How many hours per week do you <u>usually</u> work, <u>considering all your jobs</u> ? | ► 9.36 | | | |
|---------|--|---------------------------------|---|---|--|--------|--------|-----------|--------|
| | Own illness/injury Illness/Injury of another household member Holiday/Vacation It is only a part-time job Personal/ family responsibilities In school/training Strike/lock out | 1 2 3 4 5 6 7 | Job ended in reference week Firm not getting enough work Times allocated by employer Could not find more work Maternity Climate conditions COVID-19 pandemic Other | 8 9 10 11 12 13 15 14 | Yes No | | 1 2 | Yes No | 1 2 |
| 01 | | | | | | | | | |
| 02 | | | | | | | | | |
| 03 | | | | | | | | | |
| 04 | | | | | | | | | |
| 05 | | | | | | | | | |
| 06 | | | | | | | | | |
| 07 | | | | | | | | | |
| 08 | | | | | | | | | |
| 09 | | | | | | | | | |

Section 9: Employment

Unemployed persons 15 years of age and older

| ID Code | 9.28 | 9.29 | 9.30 | 9.31 | 9.32 | 9.33 |
|---------|--|---|---|---|---|---|
| | What was the <u>main</u> reason why you did not work in the last 7 days? 7d | Have you been looking for work in any way in the past 30 days? 30d | What is the <u>main</u> reason why you did not seek work or do anything to earn income in the past 30 days? Answer and then ► 9.34 | If you had been offered a job choice or had an opportunity to work in the past 7 days , would you have been <u>available</u> to start working? 7 d | In what kind of job are you looking for work? DO NOT READ OPTIONS (Select just one option) <i>E.g. sales manager, or sales clerk, mason, hairdresser, etc.</i> | What is the <u>main</u> source you use in looking for work? RO |
| | Household/ family duties 4 | | Temporary illness 1 | | Manager 1 | |
| | Student and do not work 3 | | Caring for someone 7 | | Skilled agricultural/ fishery worker 6 | Ministry of Labour 1 |
| | Retired 5 | | Long term illness 2 | | Professional 2 | Private recruitment agency 2 |
| | No work available 1 | | Household duties 11 | | Technician/ trades worker 7 | Newspapers 3 |
| | Cannot find a job 8 | | Maternity 8 | | Associate 3 | Internet 4 |
| | Seasonal inactivity 2 | | Student & do not work 12 | | Professional 3 | Family or friends 5 |
| | Disabled 6 | | Awaiting results of applications 4 | | Plant and machine operator 8 | Word of mouth 6 |
| | Did not want to work 9 | Yes 1 ► 9.31 | Already retired 9 | | Clerical support worker 4 | Other 7 |
| | Other 7 | No 2 | Fear of COVID-19 13 | | Elementary occupatio 9 | |
| | | | Discouraged/ no work available 6 | Yes 1 | Service and sales worker 5 | |
| | | | Did not want to work 3 | No 2 | Public 10 | |
| | | | Other 10 | | Other 11 | |
| 01 | | | | | | |
| 02 | | | | | | |
| 03 | | | | | | |
| 04 | | | | | | |
| 05 | | | | | | |
| 06 | | | | | | |
| 07 | | | | | | |
| 08 | | | | | | |
| 09 | | | | | | |

Section 9: Employment

Persons 15 years of age and older

| ID Code | 9.34 | 9.35 | 9.36 | | | | | 9.37 |
|---------|------------------------------|---|--|----------------------------|-----------------------|-------------------------------|---------------------------|---|
| | When did you last work? | What was the <u>main</u> reason why you left/ finished your <u>last</u> job? | Have you contributed (by yourself or through your employer) to the following pension schemes in the last 6 months ? <i>RO</i> | | | | | <i>Ask only if 9.36b was not checked</i> What is the <u>main</u> reason why you have not contributed to the General Pension Fund (APF)? |
| | Never worked 1 ► 9.38 | New job 1 Seasonal job 8 | <div>6 m</div> Read and check <input checked="" type="checkbox"/> all that applies | | | | | Did not know about it 1 |
| | 1 to 3 months ago 2 | Fired 2 No more work 9 | | | | | | |
| | 4 to 6 months ago 3 | Illness/Injury 3 Wages too low 10 | AOV | General Pension Fund (APF) | Civil service pension | Pension from private employer | Voluntary private pension | Did not know how to contribute 2 |
| | 7 to 12 months ago 4 | Retired 4 Keeping house 11 | | | | | | Benefit too small 3 |
| | Over 12 months ago 5 | To return to school 5 Sexual Harassment 12 | | | | | | Opted to save independently 4 |
| | | Retrenched/ Laid off 6 Did not want to work 14 | | | | | | Already paying in another scheme 5 |
| | | End of temporary contract 7 Other 15 | | | | | | Do not earn enough money to pay 6 |
| | | | 9.36a | 9.36b | 9.36c | 9.36d | 9.36e | Already retired 7 |
| | | | | | | | | Other 8 |
| 01 | | | | | | | | |
| 02 | | | | | | | | |
| 03 | | | | | | | | |
| 04 | | | | | | | | |
| 05 | | | | | | | | |
| 06 | | | | | | | | |
| 07 | | | | | | | | |
| 08 | | | | | | | | |
| 09 | | | | | | | | |

Section 9: Employment

Persons 15 years of age and older

| ID Code | 9.37a | 9.37b | 9.37c | 9.37d | 9.37e | 9.37f | 9.37g | 9.37h |
|---------|---|--|---|--|---|---|--|---------------------------|
| | Before the start of the COVID-19 pandemic, i.e. before March 2020, were you working as an employee? | Before the start of the pandemic, i.e. before March 2020, were you running a business or worked as self-employed? E.g. taxi owner, shop, farm, etc | And at some point during the pandemic did you loose this job? | At some point during the pandemic did you have to take unpaid leave? | At some point during the COVID-19 pandemic did you have to close this business permanently? | And at some point during the pandemic did you have to suspend activities temporarily? | At some point during the COVID-19 pandemic did you look for a job? | And could you find a job? |
| | Yes 1 ► 9.37c No 2 | Yes 1 ► 9.37e No 2 ► 9.37g | Yes 1 ► 9.37g No 2 | Yes 1 ► 9.37g No 2 ► 9.37g | Yes 1 ► 9.37g No 2 | Yes 1 No 2 | Yes 1 No 2 ► 9.38 | Yes 1 No 2 |
| 01 | | | | | | | | |
| 02 | | | | | | | | |
| 03 | | | | | | | | |
| 04 | | | | | | | | |
| 05 | | | | | | | | |
| 06 | | | | | | | | |
| 07 | | | | | | | | |
| 08 | | | | | | | | |
| 09 | | | | | | | | |

Section 9: Employment

All persons 15 years of age and older

| ID Code | 9.38 | 9.39 | | 9.40 | 9.41 | 9.42 | 9.43 |
|---------|--|--|--|------|--|--------------------|------|
| | Have you ever undertaken any vocational/ technical training? (i.e. training on specific skills to be directly used for working and not part of the formal educational system). | What area was this training in? <i>If more than one instance, record the most recent training</i> | Specify training area | | | | |
| | Yes 1 | Farming 1 | Teaching/Nursing/ Child Care 5 | | Totally by my employer 1 | | |
| | No 2 ► 10.00 | Skilled Trade (e.g. Car mechanics, carpentry, hairdressing, electronics) 2 ► 9.41 | Hospitality 6 | | Partially by my employer 2 | 0-6 months ago 1 | |
| | | | Cultural Skills (dance, drama, film, craft, etc.) 7 ► 9.41 | | It was offered freely by the government (for non-government employees) 3 | 7-12 months ago 2 | |
| | | | Business Studies 8 | | It was totally financed by myself/ my family 4 | 1-3 years ago 3 | |
| | | Upholstery/ Garments 3 | Leadership/ Teamwork 9 | | Other 5 | Over 3 years ago 4 | Days |
| | | Hairdressing/ Cosmetology 4 | Other (Specify) 10 ► 9.40 | | | | |
| 01 | | | | | | | |
| 02 | | | | | | | |
| 03 | | | | | | | |
| 04 | | | | | | | |
| 05 | | | | | | | |
| 06 | | | | | | | |
| 07 | | | | | | | |
| 08 | | | | | | | |
| 09 | | | | | | | |

Section 10: Income and Financial inclusion

All persons 15 years of age and older

1 m

| ID Code | 10.00 | 10.01 | 10.02a | 10.02b | 10.03 | 10.04a | 10.04b | 10.05 |
|---------|-----------------------|---|--|---|---|---|--|---|
| | Respondent ID code | Do you usually obtain any income from your work, either in cash or in kind? | What was your GROSS income during the last 1 month from your <u>main job</u> , that is <u>before</u> pension contribution, income tax or tax on profits? Include overtime, tips, bonuses. <i>Write zero if none</i> | What was your NET income during the last 1 month from your <u>main job</u> , that is <u>after</u> pension contribution, income tax or tax on profits? Include overtime, tips, bonuses. <i>Write zero if none</i> | Do you get this approximate income every month? | <i>Ask only if more than one job</i> Only if 9.09 =1 <i>If only one job ► 10.06</i> What was your GROSS income during the last 1 month from any <u>other jobs</u> (GROSS pay)? Include overtime, tips, bonuses. <i>Write zero if none</i> | <i>Ask only if more than one job</i> What was your NET income during the last 1 month from any <u>other jobs</u> (NET pay)? Include overtime, tips, bonuses. <i>Write zero if none</i> | <i>Ask only if more than one job</i> Do you get this approximate income every month? |
| | Yes 1 No 2 ► 10.06 | | | | Yes 1 No 2 | | | Yes 1 No 2 |
| 01 | | | | | | | | |
| 02 | | | | | | | | |
| 03 | | | | | | | | |
| 04 | | | | | | | | |
| 05 | | | | | | | | |
| 06 | | | | | | | | |
| 07 | | | | | | | | |
| 08 | | | | | | | | |
| 09 | | | | | | | | |

Section 10: Income and Financial inclusion

| ID Code | All persons 15 years of age and older | | | | | | 1 m |
|---------|---|---|---|---|---|---|---|
| | In the past month , how much did you receive from ...? | | | | | | |
| | INSTRUCTIONS: indicate the approximate MONTHLY amount in Suriname dollars (SRD). If No, write 0 (zero). | | | | | | |
| | 10.06 Rental income received by you, for house, land and other property <i>If less than 60 years old Answer and ► 10.14</i> <i>Write zero if none</i> SRD | 10.07 AOV SRD | 10.08 New General Pension Act SRD | 10.09 Civil service pension SRD | 10.10 Pension from private employer SRD | 10.11 Widow's pension SRD | 10.12 Voluntary private pension SRD |
| 01 | | | | | | | |
| 02 | | | | | | | |
| 03 | | | | | | | |
| 04 | | | | | | | |
| 05 | | | | | | | |
| 06 | | | | | | | |
| 07 | | | | | | | |
| 08 | | | | | | | |
| 09 | | | | | | | |

Section 10: Income and Financial inclusion

All persons 15 years of age and older

6 m

| | | | | | | |
|---------|---|---|---|--|----------------------|------------------------|
| ID Code | Did you receive money from any of the following sources in the past 6 months ? | | | | | |
| | <i>INSTRUCTIONS: If Yes, indicate the approximate TOTAL amount in Suriname dollars (SRD). If No, write 0 (zero).</i> | | | | | |
| | 10.14 Alimony, child support <i>Remember not to duplicate among different household members</i> SRD | 10.15 Child support from your employer SRD | 10.16 Money received from other relatives and friends living in Suriname <i>Remember not to duplicate among different household members</i> SRD | 10.17 Money sent by relatives and friends living abroad - Remittances from abroad <i>Remember not to duplicate among different household members</i> <i>Record amount in only one currency</i> | 10.17a SRD | 10.17b Euros |
| | | | | 10.17c US Dollars | | |
| 01 | | | | | | |
| 02 | | | | | | |
| 03 | | | | | | |
| 04 | | | | | | |
| 05 | | | | | | |
| 06 | | | | | | |
| 07 | | | | | | |
| 08 | | | | | | |
| 09 | | | | | | |

Section 10: Income and Financial inclusion

All persons 15 years of age and older

12 m

| ID Code | Did you receive money from any of the following sources in the past 12 months ? INSTRUCTIONS: IF Yes indicate the approximate ANNUAL amount in SRN dollars (SRD). If No, write 0 (zero). | | | | | | 10.23c Now imagine that your household lost its main source of income. In this case, your family would have enough resources to cover basic necessities for how long? 1 to 3 days 1 4 to 7 days 2 2 weeks 3 3 weeks to 1 month 4 More than 1 month 5 If less than 21 years ► 11.02 |
|---------|---|---|---|--|---|---|---|
| | 10.18 Scholarships and educational grants SRD | 10.19 Dividends on local and foreign investments (e.g. Credit union dividends) SRD | 10.20 Interest on local and foreign bank deposits, bonds SRD | 10.21 Insurance annuities SRD | 10.22 Interest from stocks, shares, treasury bills and other investments SRD | 10.23 Any other income which is not elsewhere specified <i>Write zero if none</i> SRD | |
| 01 | | | | | | | |
| 02 | | | | | | | |
| 03 | | | | | | | |
| 04 | | | | | | | |
| 05 | | | | | | | |
| 06 | | | | | | | |
| 07 | | | | | | | |
| 08 | | | | | | | |
| 09 | | | | | | | |

Section 10: Income and Financial inclusion

All persons 21 years of age and older

| ID Code | 10.27 Do you have a ...? | | 10.28 Do you currently participate in Meeting turns (i.e. Rotating savings and credit associations)? | 10.29 Have you <u>ever</u> participated in Meeting turns (i.e. Rotating savings and credit associations)? | 10.29a Have you applied for a personal loan in a formal financial institution in the past 6 months ? Include mortgages. | 10.29b Have you been approved that/ those loan/s in the past 6 months ? Include mortgages. | 10.29c What was the main reason for not applying for a personal loan in the past 6 months ? Include mortgages. RO | 10.30 Have you <u>ever</u> applied for a personal loan in a formal financial institution? Include mortgages. |
|---------|---|-----------------|---|--|---|--|--|---|
| | Read and check <input checked="" type="checkbox"/> all that applies | | | | | | | |
| | Checking account | Savings account | | | | | Because I thought it would not be approved Did not need it Would not be able to pay back Other reason | |
| | 10.27a | 10.27b | Yes 1 ► 10.30 No 2 | Yes 1 No 2 | Yes 1 No 2 ► 10.29c | Yes 1 ► 10.30 No 2 | 1 2 3 4 | Yes 1 No 2 ► 11.02 |
| 01 | | | | | | | | |
| 02 | | | | | | | | |
| 03 | | | | | | | | |
| 04 | | | | | | | | |
| 05 | | | | | | | | |
| 06 | | | | | | | | |
| 07 | | | | | | | | |
| 08 | | | | | | | | |
| 09 | | | | | | | | |

Section 10: Income and Financial inclusion

All persons 21 years of age and older

| ID Code | 10.31 | 10.32 | 10.33 | 10.34 |
|---------|---|---|---|--|
| | Have you <u>ever</u> been approved for a personal loan or mortgage in a formal financial institution? | Are you currently repaying any personal loan or mortgage? | For how many SRD in total was/were the personal loan/s or mortgage/s that you are currently repaying? | How many SRD do you need in total each month to repay on your personal loan/s or mortgage/s? |
| | Yes 1 No 2 ► 11.02 | Yes 1 No 2 ► 11.02 | SRD | SRD |
| 01 | | | | |
| 02 | | | | |
| 03 | | | | |
| 04 | | | | |
| 05 | | | | |
| 06 | | | | |
| 07 | | | | |
| 08 | | | | |
| 09 | | | | |

Section 11: Personal expenses

All persons 15 years of age and older

| ID Code | | 11.02 How much did you spend in [ITEM] for <u>your own personal use</u> in the past 7 days? RO | | | | | | | | |
|--------------------|--|---|-------------------|---|---------------------|--|----------------|----------------------|-----------------------------|-------------------|
| | | CHECK <input checked="" type="checkbox"/> YES OR NO FOR ALL ITEMS BEFORE ASKING THE AMOUNTS SPENT | | | | | | | | |
| | | 7 d | | | | | | | | |
| | | 39. Meals bought and consumed away from home | | | | | | | | |
| Respondent ID code | | Beer 3901 | Breakfast 3902 | Carbonated and non carbonated waters 3903 | Coffee, tea 3904 | Cola and other carbonated beverages 3905 | Dinner 3906 | Fruits juice 3907 | Meat sausage, beere 3908 | Ice cream 3909 |
| | | SRD | SRD | SRD | SRD | SRD | SRD | SRD | SRD | SRD |
| 01 | | | | | | | | | | |
| 02 | | | | | | | | | | |
| 03 | | | | | | | | | | |
| 04 | | | | | | | | | | |
| 05 | | | | | | | | | | |
| 06 | | | | | | | | | | |
| 07 | | | | | | | | | | |
| 08 | | | | | | | | | | |
| 09 | | | | | | | | | | |

Section 11: Personal expenses

All persons 15 years of age and older

| | | | | | | | | | |
|---------|---|-------|-------------------------------------|-----------------|-----------------|-------------|--------|--------------------|---------|
| ID Code | 11.02 How much did you spend in [ITEM] for your own personal use in the past 7 days? RO | | | | | | | | |
| | CHECK <input checked="" type="checkbox"/> YES OR NO FOR ALL ITEMS BEFORE ASKING THE AMOUNTS SPENT | | | | | | | | |
| | 39. Meals bought and consumed away from home | | | | | 40. Tobacco | | | |
| | Lunch | Pizza | Whisky, wine, rum, other spirits | Other (specify) | Other (specify) | Cigarettes | Cigars | Smoking accesories | Tobacco |
| | 3910 | 3911 | 3912 | 3913 | 3914 | 4001 | 4002 | 4003 | 4004 |
| | SRD | | SRD | | SRD | | SRD | | SRD |
| 01 | | | | | | | | | |
| 02 | | | | | | | | | |
| 03 | | | | | | | | | |
| 04 | | | | | | | | | |
| 05 | | | | | | | | | |
| 06 | | | | | | | | | |
| 07 | | | | | | | | | |
| 08 | | | | | | | | | |
| 09 | | | | | | | | | |

Section 11: Personal expenses

All persons 15 years of age and older

| ID Code | 11.02 How much did you spend in [ITEM] for your own personal use in the past 7 days? RO | | | | | | | | |
|---------|---|----------|------------------|--------------|-----------------|------------------------|------------|------------|------------|
| | | | | | | 7 d | | | |
| | CHECK <input checked="" type="checkbox"/> YES OR NO FOR ALL ITEMS BEFORE ASKING THE AMOUNTS SPENT | | | | | | | | |
| | 41. Moving expenses: Petrol, Oils and others | | | | | 42. Bus and Taxi Fares | | | |
| | Diesel Oil | Gasoline | Lubricating Oils | Parking fees | Other (specify) | Bus fares | School Bus | Taxi fares | Boat costs |
| | 4101 | 4102 | 4103 | 4104 | 4105 | 4201 | 4202 | 4203 | 4204 |
| | SRD | SRD | SRD | SRD | SRD | SRD | SRD | SRD | SRD |
| 01 | | | | | | | | | |
| 02 | | | | | | | | | |
| 03 | | | | | | | | | |
| 04 | | | | | | | | | |
| 05 | | | | | | | | | |
| 06 | | | | | | | | | |
| 07 | | | | | | | | | |
| 08 | | | | | | | | | |
| 09 | | | | | | | | | |

Section 11: Personal expenses

All persons 15 years of age and older

| ID Code | 11.02 How much did you spend in [ITEM] for your own personal use in the past 7 day | | | | | | 7 d |
|---------|---|-----------|--------------------------------------|--|--|-----------------|----------------------------------|
| | CHECK <input checked="" type="checkbox"/> YES OR NO FOR ALL ITEMS BEFORE ASKING THE AMOUNTS SPENT | | | | | | |
| | 43. Recreation | | | | | | 44. Communications |
| | Books (not for studying) | Magazines | Newspapers, Journals and Periodicals | Tickets to spectator sporting: football, basketball, etc | Other Recreational and Cultural Activities | Other (specify) | Cell phone prepaid card / top up |
| | 4301 | 4303 | 4304 | 4305 | 4307 | 4308 | 4401 |
| | SRD | SRD | SRD | SRD | SRD | SRD | SRD |
| 01 | | | | | | | |
| 02 | | | | | | | |
| 03 | | | | | | | |
| 04 | | | | | | | |
| 05 | | | | | | | |
| 06 | | | | | | | |
| 07 | | | | | | | |
| 08 | | | | | | | |
| 09 | | | | | | | |

Section 12: Agriculture and animal breeding

Part A: Landholding

12.00 Respondent ID code
for this Section

12.a Is there in this household anybody who grows crops or
raises animals primarily **for sale**?

Yes 1

No 2 ► 13.00

Hectares
(1 decimal) m2

12.01 Total homestead land owned **Write '0' if none**

Write '-1' if no response

12.02 Total homestead land rented

12.03 Total arable agricultural land owned

12.04 Total arable agricultural land rented/ share-cropped

12.05 Do you keep any kind of accounting records for your
business? **RO**

| | |
|---|---|
| Yes, detailed formal accounts for tax purposes (balance statements, purchase and sales books) | 1 |
| Yes, simplified accounting process NOT for tax purposes | 2 |
| Yes, just personal records (informal records) | 3 |
| No, no type of accounting | 4 |

Section 13: Housing

13.00 Respondent ID code for this Section

13.01 What type of **dwelling** is this?

| | | | |
|-----------------------------|---|-----------------|---|
| House | 1 | Hut | 4 |
| Apartment | 2 | Other (specify) | 5 |
| Part of Commercial building | 3 | | |

13.02 Which of the following categories indicates your ownership of this **dwelling**? **RO**

| | | | | |
|--------------------------------|---|-----------------------|---|---------|
| Owned (with mortgage) | 1 | Private rented/Leased | 5 | ► 13.04 |
| Owned (without mortgage) | 2 | Squatted | 6 | |
| Boedel (inheritance) | 3 | Rent-free | 7 | |
| Rented room in larger dwelling | 4 | Other | 8 | |

13.03 Which of the following categories indicates your ownership of the **land** on which this dwelling stands? **RO**

| | | | |
|--------------------------|---|-----------------------|---|
| Owned (with mortgage) | 1 | Private rented/Leased | 4 |
| | | Gov't rented/ Leased | 5 |
| Owned (without mortgage) | 2 | Squatted | 6 |
| Boedel (inheritance) | 3 | Rent-free | 7 |
| | | Other | 8 |

13.04 In what year was the **dwelling** built approximately? (Refers to original structure) **Write '-1' if no response**

13.05 Have major renovations been undertaken to the **dwelling** since it was built?

| | |
|--------------------------|---|
| Yes | 1 |
| No | 2 |
| Don't know (DO NOT READ) | 3 |

► 13.08

13.06 What kind of renovations?

.....

13.07 In what year were the latest renovations done?

Write '-1' if no response

13.08 What is the main construction material of the outer walls of the **dwelling**?

| | | | |
|--|---|--------------------------|---|
| Wood | 1 | Building stones | 5 |
| Wood and building stones/bricks | 2 | Concrete/concrete boards | 6 |
| Wood and concrete (boards)/cement boards | 3 | PVC ail | 7 |
| Wood and galva/zinc plates | 4 | Zinc plates/galva | 8 |
| | | Other | 9 |

13.09 How is the foundation of the **dwelling** constructed? **RO**

| | |
|------------------------|---|
| Fully enclosed masonry | 1 |
| Pillars or columns | 2 |
| Other | 3 |

13.10 What is the main material used for flooring the **dwelling**?

| | | | |
|--------------|---|--------------------|---|
| Masonry | 1 | Combination of any | 4 |
| Wood | 2 | of the previous | |
| Cement board | 3 | Tiles | 5 |
| | | Other | 6 |

13.11 What is the main material used for roofing the **dwelling**?

| | | | |
|---|---|--------------------------------|---|
| Metal roofing sheets/roof tiles (zinc, galva, aluminum) | 1 | Tiles | 4 |
| Wooden roof tiles | 2 | Asbestos | 5 |
| Concrete | 3 | Palm leaves (Pina, tasi, etc.) | 6 |
| | | Other | 7 |

13.12 Does this **dwelling** have any of the following security devices? (Read and check ☒ all that applies). **RO**

| | | |
|--------|-------------------------------|--|
| 13.12a | Security camera | |
| 13.12b | Security lighting | |
| 13.12c | Perimeter fencing | |
| 13.12d | Security bars on ALL windows | |
| 13.12e | Security bars on SOME windows | |
| 13.12f | House alarm | |
| 13.12g | Smoke detectors | |

Section 13: Housing

- 13.13 What type of fuel does this **household** use most for cooking? **RO**

| | | | |
|---------------|---|----------------------|---|
| Wood/charcoal | 1 | Solar energy | 5 |
| Petroleum | 2 | Biogas | 6 |
| Electricity | 3 | None (does not cook) | 7 |
| Gas (propane) | 4 | Other | 8 |

- 13.14 What is the main type of toilet facilities used by this **household**? **RO**

| | |
|--|---|
| WC with flushing (linked to septic tank) | 1 |
| WC not linked to septic tank | 2 |
| Open well or hole in the ground | 3 |
| River or creek | 4 |
| Bush or field | 5 |
| Other (specify) | 6 |

- 13.15 What is the main source of water supply used by this **household**? **RO**

| | | | | |
|---|---|------------------------------|---|---------|
| Piped water in dwelling | 1 | Rainwater in ton, bin/tank | 4 | ▶ 13.17 |
| Piped water outside the dwelling =<200m | 2 | Well | 5 | |
| | | Creek/river | 6 | |
| Piped water outside the dwelling > 200m | 3 | Delivered by watertank/truck | 7 | |
| | | Other | 8 | |

- 13.16 Who is the water delivered by? **RO**

| | | | |
|-----|---|-----------------|---|
| SWM | 1 | Private company | 3 |
| NH | 2 | Other | 4 |

- 13.17 What is the main type of lighting used by this **household**? **RO**

| | | | |
|---|---|----------------------------|---|
| Electricity directly from EBS | 1 | Private light engine | 4 |
| Generator/ fuel from the government (NH) | 2 | Petroleum light/candle/dia | 5 |
| Electricity through the neighbor's dwelling | 3 | Solar energy | 6 |
| | | No type of lighting | 7 |
| | | Other | 8 |

- 13.18 How many rooms does the **dwelling** contain? Include bedrooms, living-room, dining-room, study-room. Do not count bathrooms, kitchens, laundry rooms, corridor, balcony. **Write '-1' if no response**

- 13.19 How many of the rooms in the **dwelling** are used solely by this **household**? **Write '-1' if no response**

- 13.20 How many of the rooms in the **dwelling** are used solely as bedrooms for members of this **household**? **Write '-1' if no response**

- 13.21 How many of the rooms in the **dwelling** are rented or sublet to people who are not part of this household? **Write '-1' if no response**

- 13.22 How many of the rooms in the **dwelling** are vacant? **Write '-1' if no response**

- 13.23 Indicate how many of the following items are owned by this **household**? **Write '0' where there is none** and '-1' if no response

| | | |
|--------|--------------------------------|--|
| 13.23a | Stove | |
| 13.23b | Cook ring | |
| 13.23c | Water tank | |
| 13.23d | Solar water heater | |
| 13.23e | Cable TV service/ satellite TV | |
| 13.23f | Fixed line telephone | |
| 13.23h | Game console | |
| 13.23i | Automobile | |
| 13.23j | Smartphones | |
| 13.23k | Cell phones (no smartphones) | |
| 13.23l | Smart TV | |
| 13.23m | TV set (not smart) | |
| 13.23n | Generator | |

- 13.24 In the event of a severe flood or hurricane, where would this **household** go for shelter? **RO**

| | | | |
|---------------|---|--------|---|
| This dwelling | 1 | School | 4 |
| Relatives | 2 | Other | 5 |
| Friends | 3 | | |

Section 14: Household consumption and expenses
Part A: Consumption of food and beverages in the past 7 days

14.00a

RESPONDENT
ID CODE

7 d

| 1 Which of the following foods did your household CONSUME/ EAT during the past 7 days ? | | | 2 ONLY IF CONSUMED How often do you buy [FOOD]? CHECK <input checked="" type="checkbox"/> YES OR NO FOR ALL FOODS BEFORE ASKING THE NEXT QUESTIONS IF NEVER, WRITE 999 AND ► 4 | | 3 How much [FOOD] did you buy last time and how much did you pay for it? ANSWER AND ► QUESTION 2 FOR NEXT FOOD | | 4 How did you get that [FOOD]? SELF-PRODUCED SELF-SUPPLIED GIFT FROM OTHER HH GOVERNMENT CHURCH PAYMENT IN KIND OTHER | | | | | | | 5 How much [FOOD] does your household consume per week? ANSWER AND ► QUESTION 2 FOR NEXT FOOD | | | | | |
|---|------|--------------------------|---|-----|---|------|--|--|--------------|-----|--|--|--|--|--|--|--|--------------------------|--|
| | | | NO | YES | | | Detailed food quantities | | Total amount | | | | | | | | | Detailed food quantities | |
| Bread and Cereals | 0101 | Bread - white, sliced | | | EVERY | DAYS | UNIT | | | SRD | | | | | | | | | |
| | 0102 | Whole wheat bread sliced | | | EVERY | DAYS | UNIT | | | SRD | | | | | | | | | |
| | 0103 | Baquette | | | EVERY | DAYS | UNIT | | | SRD | | | | | | | | | |
| | 0104 | Bread - bran, sliced | | | EVERY | DAYS | UNIT | | | SRD | | | | | | | | | |
| | 0105 | Bread - whole wheat | | | EVERY | DAYS | UNIT | | | SRD | | | | | | | | | |
| | 0106 | Buns | | | EVERY | DAYS | UNIT | | | SRD | | | | | | | | | |
| | 0107 | Rice - packaged | | | EVERY | DAYS | UNIT | | | SRD | | | | | | | | | |
| | 0108 | Biscuits - sweetened | | | EVERY | DAYS | UNIT | | | SRD | | | | | | | | | |
| | 0109 | Biscuits - salted | | | EVERY | DAYS | UNIT | | | SRD | | | | | | | | | |
| | 0110 | Spaghetti | | | EVERY | DAYS | UNIT | | | SRD | | | | | | | | | |
| | 0111 | Chow Mein | | | EVERY | DAYS | UNIT | | | SRD | | | | | | | | | |
| | 0112 | Noodles | | | EVERY | DAYS | UNIT | | | SRD | | | | | | | | | |
| | 0113 | Cornflakes | | | EVERY | DAYS | UNIT | | | SRD | | | | | | | | | |
| | 0114 | Quaker oats | | | EVERY | DAYS | UNIT | | | SRD | | | | | | | | | |
| | 0115 | Cream of wheat | | | EVERY | DAYS | UNIT | | | SRD | | | | | | | | | |
| | 0116 | Meal (corn flour) | | | EVERY | DAYS | UNIT | | | SRD | | | | | | | | | |
| | 0117 | Flour of wheat | | | EVERY | DAYS | UNIT | | | SRD | | | | | | | | | |
| | 0118 | Cassava porridge | | | EVERY | DAYS | UNIT | | | SRD | | | | | | | | | |
| | 0199 | Other (Specify) | | | EVERY | DAYS | UNIT | | | SRD | | | | | | | | | |

Section 14: Household consumption and expenses
Part A: Consumption of food and beverages in the past 7 days

14.00a

RESPONDENT
ID CODE

7 d

| 1 Which of the following foods did your household <u>CONSUME/ EAT</u> during the past 7 days ? | | | 2 ONLY IF CONSUMED How often do you <u>buy</u> [FOOD]? CHECK <input checked="" type="checkbox"/> YES OR NO FOR ALL FOODS BEFORE ASKING THE NEXT QUESTIONS NO YES IF NEVER, WRITE 999 AND ► 4 | | 3 How much [FOOD] did you <u>buy</u> last time and how much did you pay for it? ANSWER AND ► QUESTION 2 FOR NEXT FOOD | | 4 How did you get that [FOOD]? SELF-PRODUCED SELF-SUPPLIED GIFT FROM OTHER HH GOVERNMENT CHURCH PAYMENT IN KIND OTHER | | | | | | | 5 How much [FOOD] does your household <u>consume</u> per week? ANSWER AND ► QUESTION 2 FOR NEXT FOOD | | | |
|---|-----------------|------------------------------|---|-------|---|------|---|-----|--|--|--|--|--|--|--|--------------------------|--|
| | | | | | Detailed food quantities | | Total amount | | | | | | | | | Detailed food quantities | |
| Meat | 0201 | Chicken - whole | | EVERY | DAYS | UNIT | | SRD | | | | | | | | | |
| | 0202 | Chicken - backs, necks, etc. | | EVERY | DAYS | UNIT | | SRD | | | | | | | | | |
| | 0203 | Chicken wings | | EVERY | DAYS | UNIT | | SRD | | | | | | | | | |
| | 0204 | Chicken nuggets | | EVERY | DAYS | UNIT | | SRD | | | | | | | | | |
| | 0205 | Pork | | EVERY | DAYS | UNIT | | SRD | | | | | | | | | |
| | 0206 | Beef (unsalted) | | EVERY | DAYS | UNIT | | SRD | | | | | | | | | |
| | 0207 | Salted beef | | EVERY | DAYS | UNIT | | SRD | | | | | | | | | |
| | 0208 | Corn beef | | EVERY | DAYS | UNIT | | SRD | | | | | | | | | |
| | 0209 | Sausages - not canned | | EVERY | DAYS | UNIT | | SRD | | | | | | | | | |
| | 0210 | Sausages - canned | | EVERY | DAYS | UNIT | | SRD | | | | | | | | | |
| | 0211 | Hamburgers | | EVERY | DAYS | UNIT | | SRD | | | | | | | | | |
| | 0212 | Bacon | | EVERY | DAYS | UNIT | | SRD | | | | | | | | | |
| | 0213 | Ham - sliced | | EVERY | DAYS | UNIT | | SRD | | | | | | | | | |
| | 0214 | Luncheon meat - canned | | EVERY | DAYS | UNIT | | SRD | | | | | | | | | |
| | 0215 | Mutton Lamb | | EVERY | DAYS | UNIT | | SRD | | | | | | | | | |
| 0299 | Other (Specify) | | EVERY | DAYS | UNIT | | SRD | | | | | | | | | | |
| Fish and seafood | 0301 | Bill Fish | | EVERY | DAYS | UNIT | | SRD | | | | | | | | | |
| | 0302 | Kandratiki | | EVERY | DAYS | UNIT | | SRD | | | | | | | | | |
| | 0303 | Shrimps | | EVERY | DAYS | UNIT | | SRD | | | | | | | | | |
| | 0304 | Trapoen | | EVERY | DAYS | UNIT | | SRD | | | | | | | | | |
| | 0305 | Wit witi | | EVERY | DAYS | UNIT | | SRD | | | | | | | | | |
| | 0306 | Botervis | | EVERY | DAYS | UNIT | | SRD | | | | | | | | | |
| | 0307 | Anjoemara | | EVERY | DAYS | UNIT | | SRD | | | | | | | | | |
| | 0308 | Toekoenari | | EVERY | DAYS | UNIT | | SRD | | | | | | | | | |
| | 0309 | Hoplosternum littorale | | EVERY | DAYS | UNIT | | SRD | | | | | | | | | |
| | 0310 | Bang bang | | EVERY | DAYS | UNIT | | SRD | | | | | | | | | |
| | 0311 | Salted fish | | EVERY | DAYS | UNIT | | SRD | | | | | | | | | |
| | 0312 | Sardines | | EVERY | DAYS | UNIT | | SRD | | | | | | | | | |
| | 0399 | Other (Specify) | | EVERY | DAYS | UNIT | | SRD | | | | | | | | | |

Section 14: Household consumption and expenses
Part A: Consumption of food and beverages in the past 7 days

14.00a

RESPONDENT
ID CODE

7 d

| 1 Which of the following foods did your household CONSUME/ EAT during the past 7 days ? | | | 2 ONLY IF CONSUMED How often do you buy [FOOD]? CHECK <input checked="" type="checkbox"/> YES OR NO FOR ALL FOODS BEFORE ASKING THE NEXT QUESTIONS IF NEVER, WRITE 999 AND ► 4 | | 3 How much [FOOD] did you buy last time and how much did you pay for it? ANSWER AND ► QUESTION 2 FOR NEXT FOOD | | 4 How did you get that [FOOD]? SELF-PRODUCED SELF-SUPPLIED GIFT FROM OTHER HH GOVERNMENT CHURCH PAYMENT IN KIND OTHER | | | | | | | 5 How much [FOOD] does your household consume per week? ANSWER AND ► QUESTION 2 FOR NEXT FOOD | | | |
|---|-----------------|------------------------------|---|-------|---|------|--|-----|--------------|--|--|--|--|--|--|--|--|
| | | | NO | YES | | | Detailed food quantities | | Total amount | | | | | | | | |
| Milk, cheese and eggs | 0401 | Milk - fresh, pasteurised | | | EVERY | DAYS | UNIT | | SRD | | | | | | | | |
| | 0402 | Eggs | | | EVERY | DAYS | UNIT | | SRD | | | | | | | | |
| | 0403 | Cheese | | | EVERY | DAYS | UNIT | | SRD | | | | | | | | |
| | 0404 | Yoghurt | | | EVERY | DAYS | UNIT | | SRD | | | | | | | | |
| | 0405 | Custard | | | EVERY | DAYS | UNIT | | SRD | | | | | | | | |
| | 0406 | Powder milk | | | EVERY | DAYS | UNIT | | SRD | | | | | | | | |
| | 0407 | Milk - evaporated | | | EVERY | DAYS | UNIT | | SRD | | | | | | | | |
| | 0408 | Ice cream | | | EVERY | DAYS | UNIT | | SRD | | | | | | | | |
| | 0409 | Milk - sweetened, condensed | | | EVERY | DAYS | UNIT | | SRD | | | | | | | | |
| | 0410 | Porridge | | | EVERY | DAYS | UNIT | | SRD | | | | | | | | |
| | 0411 | Baby food milk | | | EVERY | DAYS | UNIT | | SRD | | | | | | | | |
| | 0412 | Milk - flavoured | | | EVERY | DAYS | UNIT | | SRD | | | | | | | | |
| 0499 | Other (Specify) | | | EVERY | DAYS | UNIT | | SRD | | | | | | | | | |
| Oils and fats | 0501 | Sunflower oil | | | EVERY | DAYS | UNIT | | SRD | | | | | | | | |
| | 0502 | Other vegetable oil | | | EVERY | DAYS | UNIT | | SRD | | | | | | | | |
| | 0503 | Table Butter | | | EVERY | DAYS | UNIT | | SRD | | | | | | | | |
| | 0504 | Margarine | | | EVERY | DAYS | UNIT | | SRD | | | | | | | | |
| | 0505 | Peanut butter | | | EVERY | DAYS | UNIT | | SRD | | | | | | | | |
| | 0506 | Other oils and fats - animal | | | EVERY | DAYS | UNIT | | SRD | | | | | | | | |
| | 0599 | Other (Specify) | | | EVERY | DAYS | UNIT | | SRD | | | | | | | | |

Section 14: Household consumption and expenses
Part A: Consumption of food and beverages in the past 7 days

14.00a

RESPONDENT
ID CODE

7 d

| 1 Which of the following foods did your household <u>CONSUME/ EAT</u> during the past 7 days ? | | | 2 ONLY IF CONSUMED How often do you <u>buy</u> [FOOD]? CHECK <input checked="" type="checkbox"/> YES OR NO FOR ALL FOODS BEFORE ASKING THE NEXT QUESTIONS NO YES IF NEVER, WRITE 999 AND ► 4 | | 3 How much [FOOD] did you <u>buy</u> last time and how much did you pay for it? ANSWER AND ► QUESTION 2 FOR NEXT FOOD | | 4 How did you get that [FOOD]? SELF-PRODUCED SELF-SUPPLIED GIFT FROM OTHER HH GOVERNMENT CHURCH PAYMENT IN KIND OTHER | | | | | | | 5 How much [FOOD] does your household <u>consume</u> per week? ANSWER AND ► QUESTION 2 FOR NEXT FOOD | | | |
|---|-----------------|----------------------|---|-------|---|------|---|-----|--|--|--|--|--|--|--|--------------------------|--|
| | | | | | Detailed food quantities | | Total amount | | | | | | | | | Detailed food quantities | |
| Fruits | 0601 | Mango | | EVERY | DAYS | UNIT | | SRD | | | | | | | | | |
| | 0602 | Banana | | EVERY | DAYS | UNIT | | SRD | | | | | | | | | |
| | 0603 | Watermelons | | EVERY | DAYS | UNIT | | SRD | | | | | | | | | |
| | 0604 | Papaya | | EVERY | DAYS | UNIT | | SRD | | | | | | | | | |
| | 0605 | Pineapples | | EVERY | DAYS | UNIT | | SRD | | | | | | | | | |
| | 0606 | Oranges, Fresh Dried | | EVERY | DAYS | UNIT | | SRD | | | | | | | | | |
| | 0607 | English Apples | | EVERY | DAYS | UNIT | | SRD | | | | | | | | | |
| | 0608 | Lime | | EVERY | DAYS | UNIT | | SRD | | | | | | | | | |
| | 0609 | Lemons | | EVERY | DAYS | UNIT | | SRD | | | | | | | | | |
| | 0610 | Passion fruits | | EVERY | DAYS | UNIT | | SRD | | | | | | | | | |
| | 0611 | Soursops | | EVERY | DAYS | UNIT | | SRD | | | | | | | | | |
| | 0612 | Grapes, Fresh | | EVERY | DAYS | UNIT | | SRD | | | | | | | | | |
| | 0613 | Kiwis | | EVERY | DAYS | UNIT | | SRD | | | | | | | | | |
| | 0614 | Pommerak | | EVERY | DAYS | UNIT | | SRD | | | | | | | | | |
| | 0615 | Plums | | EVERY | DAYS | UNIT | | SRD | | | | | | | | | |
| 0699 | Other (Specify) | | EVERY | DAYS | UNIT | | SRD | | | | | | | | | | |
| Vegetables | 0701 | Tajerblad | | EVERY | DAYS | UNIT | | SRD | | | | | | | | | |
| | 0702 | Bitawiwiri | | EVERY | DAYS | UNIT | | SRD | | | | | | | | | |
| | 0703 | Gomawiri | | EVERY | DAYS | UNIT | | SRD | | | | | | | | | |
| | 0704 | Boulanger | | EVERY | DAYS | UNIT | | SRD | | | | | | | | | |
| | 0705 | Sopropo | | EVERY | DAYS | UNIT | | SRD | | | | | | | | | |
| | 0706 | Dagoebblad | | EVERY | DAYS | UNIT | | SRD | | | | | | | | | |
| | 0707 | Solanum macrocarpon | | EVERY | DAYS | UNIT | | SRD | | | | | | | | | |
| | 0708 | Klaroen | | EVERY | DAYS | UNIT | | SRD | | | | | | | | | |
| | 0709 | Okra | | EVERY | DAYS | UNIT | | SRD | | | | | | | | | |
| | 0710 | Amsoi | | EVERY | DAYS | UNIT | | SRD | | | | | | | | | |
| | 0711 | String beans | | EVERY | DAYS | UNIT | | SRD | | | | | | | | | |
| | 0712 | Onion | | EVERY | DAYS | UNIT | | SRD | | | | | | | | | |
| | 0713 | Garlic | | EVERY | DAYS | UNIT | | SRD | | | | | | | | | |
| | 0714 | Tomato | | EVERY | DAYS | UNIT | | SRD | | | | | | | | | |
| 0715 | Cucumbers | | EVERY | DAYS | UNIT | | SRD | | | | | | | | | | |
| 0716 | Lettuce | | EVERY | DAYS | UNIT | | SRD | | | | | | | | | | |
| 0717 | Canned corn | | EVERY | DAYS | UNIT | | SRD | | | | | | | | | | |
| 0718 | Corn - fresh | | EVERY | DAYS | UNIT | | SRD | | | | | | | | | | |

14.00a RESPONDENT
ID CODE

7 d

[illegible]

7 d

Section: 14A

Section 14: Household consumption and expenses

Part B: Non-food expenses in the past 30 days

14.00b RESPONDENT
ID CODE

30 d

| | |
|--|---|
| 1 | 2 |
| During the past 30 days , have you or other members of this household paid/purchased any of these items? | ONLY FOR PURCHASED ITEMS How much did your household spend in [ITEM] during the past 30 days ? |
| <p>MARK <input checked="" type="checkbox"/> YES OR NO FOR ALL ITEMS BEFORE ASKING THE NEXT QUESTIONS</p> <p>NO YES</p> | |

| 11 Rent, Insurance and Mortgages | | | | |
|----------------------------------|----------------------------|--|--|-----|
| 1101 | House rent - private owner | | | SRD |
| 1102 | Mortgage | | | SRD |
| 1103 | House insurance | | | SRD |
| 1199 | Other (Specify) | | | SRD |
| 12 Fuel and light | | | | |
| 1201 | Electricity | | | SRD |
| 1202 | Petroleum | | | SRD |
| 1203 | Bottled gas | | | SRD |
| 1204 | Water supply | | | SRD |
| 1299 | Other (Specify) | | | SRD |

| | |
|--|---|
| 1 | 2 |
| During the past 30 days , have you or other members of this household paid/purchased any of these items? | ONLY FOR PURCHASED ITEMS How much did your household spend in [ITEM] during the past 30 days ? |
| <p>MARK <input checked="" type="checkbox"/> YES OR NO FOR ALL ITEMS BEFORE ASKING THE NEXT QUESTIONS</p> <p>NO YES</p> | |

| 13 Washing Soaps and Detergents | | | | |
|---|-------------------------------|--|--|-----|
| 1301 | Laundry Soap (Bars) | | | SRD |
| 1302 | Liquid Bleach | | | SRD |
| 1303 | Liquid Detergent | | | SRD |
| 1304 | Soap Powder (Detergent) | | | SRD |
| 1305 | Spray Starch | | | SRD |
| 1306 | Toilet Cleaners | | | SRD |
| 1399 | Other (Specify) | | | SRD |
| 14 Other Cleaning and Scouring material | | | | |
| 1401 | Broom Bodies and Handles | | | SRD |
| 1402 | Disinfectants and Antiseptics | | | SRD |
| 1403 | Mops | | | SRD |
| 1404 | Scouring Powder and others | | | SRD |
| 1405 | Steel Wool Scouring Pads | | | SRD |
| 1499 | Other (Specify) | | | SRD |

| | |
|--|---|
| 1 | 2 |
| During the past 30 days , have you or other members of this household paid/purchased any of these items? | ONLY FOR PURCHASED ITEMS How much did your household spend in [ITEM] during the past 30 days ? |
| <p>MARK <input checked="" type="checkbox"/> YES OR NO FOR ALL ITEMS BEFORE ASKING THE NEXT QUESTIONS</p> <p>NO YES</p> | |

| 15 Other Household Supplies | | | | |
|-----------------------------|----------------------------------|--|--|-----|
| 1501 | Aluminium Foil | | | SRD |
| 1502 | Paper Towels and Napkins | | | SRD |
| 1503 | Plastic Bags (food) | | | SRD |
| 1504 | Herbicides | | | SRD |
| 1505 | Insecticides | | | SRD |
| 1506 | Mosquito Coil and Vape Mat | | | SRD |
| 1599 | Other (Specify) | | | SRD |
| 16 Personal Care | | | | |
| 1601 | Antiperspirant | | | SRD |
| 1602 | Baby Napkins of paper Pulp | | | SRD |
| 1603 | Creams | | | SRD |
| 1604 | Cosmetics and others | | | SRD |
| 1605 | Hair Relaxer, Straightener, etc. | | | SRD |
| 1606 | Medicated Soap | | | SRD |
| 1607 | Perfumes and Toilet Waters | | | SRD |
| 1608 | Petroleum Jelly | | | SRD |
| 1609 | Razors | | | SRD |
| 1610 | Shampoo | | | SRD |

Section 14: Household consumption and expenses
Part B: Non-food expenses in the past 30 days

30 d

| | | |
|---|--|---|
| 1 During the past 30 days , have you or other members of this household paid/ purchased any of these items? | MARK <input checked="" type="checkbox"/> YES OR NO FOR ALL ITEMS BEFORE ASKING THE NEXT QUESTIONS | 2 ONLY FOR PURCHASED ITEMS How much did your household spend in [ITEM] during the past 30 days ? |
| | <input type="checkbox"/> NO <input type="checkbox"/> YES | |

| 16 Personal Care | | | |
|---------------------|--|--|-----|
| 1611 | Sanitary Napkins of Paper | | SRD |
| 1612 | Toilet Paper | | SRD |
| 1622 | Toilet Soap (liquid) | | SRD |
| 1613 | Toilet Soap (cakes) | | SRD |
| 1614 | Tooth Brushes | | SRD |
| 1615 | Toothpaste | | SRD |
| 1616 | Baby diapers | | SRD |
| 1617 | Diapers for adults | | SRD |
| 1623 | Face masks | | SRD |
| 1624 | Hand sanitizer / Alcohol (liquid or gel) | | SRD |
| 1699 | Other (specify) | | SRD |
| 17 Medical Expenses | | | |
| 1701 | Medical insurance | | SRD |
| 1799 | Other (specify) | | SRD |
| 18 Communications | | | |
| 1801 | Internet, phone, cable TV fees | | SRD |
| 1802 | Mobile phone fee | | SRD |
| 1803 | Internet TV (Netflix, etc.) | | SRD |
| 1899 | Other (specify) | | SRD |

| | | |
|---|--|---|
| 1 During the past 30 days , have you or other members of this household paid/ purchased any of these items? | MARK <input checked="" type="checkbox"/> YES OR NO FOR ALL ITEMS BEFORE ASKING THE NEXT QUESTIONS | 2 ONLY FOR PURCHASED ITEMS How much did your household spend in [ITEM] during the past 30 days ? |
| | <input type="checkbox"/> NO <input type="checkbox"/> YES | |

| 19 Stationary and drawing materials | | | |
|-------------------------------------|------------------|--|-----|
| 1901 | Pens and pencils | | SRD |
| 1902 | Notebooks | | SRD |
| 1903 | Ballpoints | | SRD |
| 1999 | Other (specify) | | SRD |
| 20 Other Services, n.e.c. | | | |
| 2001 | Maid | | SRD |
| 2002 | Haidresser | | SRD |
| 2003 | Beauty Shop | | SRD |
| 2004 | Barber | | SRD |
| 2005 | Gym Fees | | SRD |
| 2099 | Other (specify) | | SRD |

Section 14: Household consumption and expenses
Part C: Expenses on clothing and footwear in the past 3 months

14.00c RESPONDENT
ID CODE

3 m

| | |
|--|--|
| 1 During the past 3 months , have you or other members of this household purchased any of these garments? <div style="text-align: right;"> MARK <input checked="" type="checkbox"/> YES OR NO FOR ALL GARMENTS BEFORE ASKING THE NEXT QUESTIONS </div> | 2 ONLY FOR PURCHASED GARMENTS How much did your household spend in [GARMENT] during the past 3 months ? <div style="text-align: right;"> NO YES </div> |
|--|--|

| 21 Clothes and footwear for men | | | |
|---------------------------------|----------------------|--|-----|
| 2101 | Jeans trousers | | SRD |
| 2102 | Shirts | | SRD |
| 2103 | Shorts | | SRD |
| 2104 | Suits | | SRD |
| 2105 | Trousers (not jeans) | | SRD |
| 2106 | T-shirts | | SRD |
| 2107 | Briefs | | SRD |
| 2108 | Socks | | SRD |
| 2109 | Panties | | SRD |
| 2110 | Pyjamas | | SRD |
| 2111 | Boots | | SRD |
| 2112 | Sandals | | SRD |
| 2113 | Leather shoes | | SRD |
| 2114 | Rubber shoes | | SRD |
| 2115 | Pata/ sport shoes | | SRD |
| 2199 | Other (Specify) | | SRD |

| | |
|--|--|
| 1 During the past 3 months , have you or other members of this household purchased any of these garments? <div style="text-align: right;"> MARK <input checked="" type="checkbox"/> YES OR NO FOR ALL GARMENTS BEFORE ASKING THE NEXT QUESTIONS </div> | 2 ONLY FOR PURCHASED GARMENTS How much did your household spend in [GARMENT] during the past 3 months ? <div style="text-align: right;"> NO YES </div> |
|--|--|

| 22 Clothes and footwear for women | | | |
|-----------------------------------|--------------------------|--|-----|
| 2201 | Blouses | | SRD |
| 2202 | Dresses | | SRD |
| 2203 | Jeans trousers | | SRD |
| 2204 | Trousers (not jeans) | | SRD |
| 2205 | Shirts | | SRD |
| 2206 | T-shirts | | SRD |
| 2207 | Shorts | | SRD |
| 2208 | Skirts | | SRD |
| 2209 | Slacks | | SRD |
| 2210 | Stockings and Panty Hose | | SRD |
| 2211 | Suits - Costumes | | SRD |
| 2212 | Brassiers | | SRD |
| 2213 | Panties | | SRD |
| 2214 | Pyjamas | | SRD |
| 2215 | Boots | | SRD |
| 2216 | Sandals | | SRD |
| 2217 | Leather shoes | | SRD |
| 2218 | Rubber shoes | | SRD |
| 2219 | Pata/ sport shoes | | SRD |
| 2299 | Other (Specify) | | SRD |

| | |
|--|--|
| 1 During the past 3 months , have you or other members of this household purchased any of these garments? <div style="text-align: right;"> MARK <input checked="" type="checkbox"/> YES OR NO FOR ALL GARMENTS BEFORE ASKING THE NEXT QUESTIONS </div> | 2 ONLY FOR PURCHASED GARMENTS How much did your household spend in [GARMENT] during the past 3 months ? <div style="text-align: right;"> NO YES </div> |
|--|--|

| 23 Clothes and footwear for boys | | | |
|----------------------------------|----------------------|--|-----|
| 2301 | Jeans trousers | | SRD |
| 2302 | Shirts | | SRD |
| 2303 | Shorts | | SRD |
| 2304 | Suits | | SRD |
| 2305 | Trousers (not jeans) | | SRD |
| 2306 | T-shirts | | SRD |
| 2307 | Briefs | | SRD |
| 2308 | Socks | | SRD |
| 2309 | Panties | | SRD |
| 2310 | Pyjamas | | SRD |
| 2311 | Boots | | SRD |
| 2312 | Sandals | | SRD |
| 2313 | Leather shoes | | SRD |
| 2314 | Rubber shoes | | SRD |
| 2315 | Pata/ sport shoes | | SRD |
| 2399 | Other (Specify) | | SRD |

Section 14: Household consumption and expenses
Part C: Expenses on clothing and footwear in the past 3 months

3 m

| | |
|---|--|
| 1 During the past 3 months , have you or other members of this household purchased any of these garments? <div style="text-align: right;"> MARK <input checked="" type="checkbox"/> YES OR NO FOR ALL GARMENTS BEFORE ASKING THE NEXT QUESTIONS </div> <div style="text-align: right;"> <input type="checkbox"/> NO <input type="checkbox"/> YES </div> | 2 ONLY FOR PURCHASED GARMENTS How much did your household spend in [GARMENT] during the past 3 months ? |
|---|--|

| 24 Clothes and footwear for girls | | | |
|-----------------------------------|----------------------|--|-----|
| 2401 | Blouses | | SRD |
| 2402 | Dresses | | SRD |
| 2403 | Jeans trousers | | SRD |
| 2404 | Trousers (not jeans) | | SRD |
| 2405 | Shirts | | SRD |
| 2406 | T-shirts | | SRD |
| 2407 | Shorts | | SRD |
| 2408 | Skirts | | SRD |
| 2409 | Slacks | | SRD |
| 2410 | Stockings | | SRD |
| 2411 | Suits - Costumes | | SRD |
| 2412 | Brassiers | | SRD |
| 2413 | Panties | | SRD |
| 2414 | Pyjamas | | SRD |
| 2415 | Boots | | SRD |
| 2416 | Sandals | | SRD |
| 2417 | Leather shoes | | SRD |
| 2418 | Rubber shoes | | SRD |
| 2419 | Pata/ sport shoes | | SRD |
| 2499 | Other (Specify) | | SRD |

| | |
|---|--|
| 1 During the past 3 months , have you or other members of this household purchased any of these garments? <div style="text-align: right;"> MARK <input checked="" type="checkbox"/> YES OR NO FOR ALL GARMENTS BEFORE ASKING THE NEXT QUESTIONS </div> <div style="text-align: right;"> <input type="checkbox"/> NO <input type="checkbox"/> YES </div> | 2 ONLY FOR PURCHASED GARMENTS How much did your household spend in [GARMENT] during the past 3 months ? |
|---|--|

| 25 Other Clothing and Accessories | | | |
|-----------------------------------|-----------------------|--|-----|
| 2501 | Fabrics - for females | | SRD |
| 2502 | Fabrics - for males | | SRD |
| 2503 | Hand Bag | | SRD |
| 2504 | Jewellery of Gold | | SRD |
| 2505 | Jewellery of Silver | | SRD |
| 2506 | Watches - for females | | SRD |
| 2507 | Watches - for males | | SRD |
| 2508 | Bijous | | SRD |
| 2509 | Make-up | | SRD |
| 2510 | Belts | | SRD |
| 2599 | Other (Specify) | | SRD |

Section 14: Household consumption and expenses
Part D: Non-food expenses in the past 12 months

14.00d RESPONDENT ID CODE 12 m

| | | | | | | |
|---|--|---|---|--|-------|--|
| 1 | During the past 12 months, have you or other members of this household purchased any of these items? | MARK <input checked="" type="checkbox"/> YES OR NO FOR ALL ITEMS BEFORE ASKING THE NEXT QUESTIONS | 2 | ONLY FOR PURCHASED ITEMS How much did your household spend on [ITEM] during the past 12 months? | 3 | ONLY FOR "EXCEPCIONAL ITEMS" OR IF MORE THAN 3.000 SRD IN Q2 In which month and year did you buy that [ITEM]? |
| | | NO YES | | | Month | Year |

| | | | | | |
|------|----------------------------------|--|--|-----|--|
| 26 | Building Materials | | | | |
| 2601 | Building Cement - (Grey) | | | SRD | |
| 2602 | Building stones | | | SRD | |
| 2603 | Sand | | | SRD | |
| 2604 | Doors | | | SRD | |
| 2605 | Galvanized Sheets and Ridge Caps | | | SRD | |
| 2606 | Water paints | | | SRD | |
| 2607 | Paints - Gloss | | | SRD | |
| 2608 | Paints (not stated) | | | SRD | |
| 2609 | Vinyl and Vinyl Tiles | | | SRD | |
| 2610 | Windows | | | SRD | |
| 2611 | Wood - Krappa | | | SRD | |
| 2612 | Wood - Green Heart | | | SRD | |
| 2613 | Wood - Gele Kabbes | | | SRD | |
| 2614 | Wood - Rode Kabbes | | | SRD | |
| 2615 | Wood - Basralocus | | | SRD | |
| 2616 | Wood - Mahony | | | SRD | |
| 2617 | Wood - Wanna | | | SRD | |
| 2618 | Iron to build foundation | | | SRD | |
| 2619 | Zink plates | | | SRD | |
| 2620 | Tiles | | | SRD | |
| 2621 | Nails | | | SRD | |
| 2699 | Other (Specify) | | | SRD | |

| | | | | | | |
|---|--|---|---|--|-------|--|
| 1 | During the past 12 months, have you or other members of this household purchased any of these items? | MARK <input checked="" type="checkbox"/> YES OR NO FOR ALL ITEMS BEFORE ASKING THE NEXT QUESTIONS | 2 | ONLY FOR PURCHASED ITEMS How much did your household spend on [ITEM] during the past 12 months? | 3 | ONLY FOR "EXCEPCIONAL ITEMS" OR IF MORE THAN 3.000 SRD IN Q2 In which month and year did you buy that [ITEM]? |
| | | NO YES | | | Month | Year |

| | | | | | |
|------|---|--|--|-----|--|
| 27 | Repair and Maintenance | | | | |
| 2701 | Labour charges - Carpenters | | | SRD | |
| 2702 | Labour charges - Electricians | | | SRD | |
| 2703 | Labour charges - Masons | | | SRD | |
| 2704 | Labour charges - Painters | | | SRD | |
| 2705 | Labour charges - Plumbers | | | SRD | |
| 2706 | Labour charges - Other labourers | | | SRD | |
| 2799 | Other (Specify) | | | SRD | |
| 28 | Radio, TV, Hi-Fi Equipment and Supplies | | | | |
| 2801 | Flat-screen TV (not smart) | | | SRD | |
| 2810 | Smarrt TV | | | SRD | |
| 2802 | Colour television set (box-shaped) | | | SRD | |
| 2803 | DVD player | | | SRD | |
| 2804 | Digital music player | | | SRD | |
| 2805 | Portable radios | | | SRD | |
| 2806 | Digital video camera | | | SRD | |
| 2807 | Mobile phone | | | SRD | |
| 2899 | Other (Specify) | | | SRD | |

| | | | | | | |
|---|--|---|---|--|-------|--|
| 1 | During the past 12 months, have you or other members of this household purchased any of these items? | MARK <input checked="" type="checkbox"/> YES OR NO FOR ALL ITEMS BEFORE ASKING THE NEXT QUESTIONS | 2 | ONLY FOR PURCHASED ITEMS How much did your household spend on [ITEM] during the past 12 months? | 3 | ONLY FOR "EXCEPCIONAL ITEMS" OR IF MORE THAN 3.000 SRD IN Q2 In which month and year did you buy that [ITEM]? |
| | | NO YES | | | Month | Year |

| | | | | | |
|------|--------------------------------|--|--|-----|--|
| 29 | Furniture and Soft Furnishings | | | | |
| 2901 | Bed | | | SRD | |
| 2902 | Bedstead | | | SRD | |
| 2903 | Carpets | | | SRD | |
| 2904 | Chairs | | | SRD | |
| 2905 | Chest of Drawers | | | SRD | |
| 2906 | Dining Room set | | | SRD | |
| 2907 | Drapes & curtains | | | SRD | |
| 2908 | Kitchen Cabinet | | | SRD | |
| 2909 | Living Room set | | | SRD | |
| 2910 | Mattresses | | | SRD | |
| 2911 | Small Furnishings | | | SRD | |
| 2912 | Wardrobes | | | SRD | |
| 2913 | Table | | | SRD | |
| 2914 | Standard lamp | | | SRD | |
| 2915 | Bedside lamp | | | SRD | |
| 2999 | Other (Specify) | | | SRD | |

Section 14: Household consumption and expenses
Part D: Non-food expenses in the past 12 months

12 m

| | | |
|---|---|---|
| 1 During the past 12 months , have you or other members of this household purchased any of these items? <div>MARK <input checked="" type="checkbox"/> YES OR NO FOR ALL ITEMS BEFORE ASKING THE NEXT QUESTIONS</div> <div>NO YES</div> | 2 ONLY FOR PURCHASED ITEMS How much did your household spend on [ITEM] during the past 12 months ? Month Year | 3 ONLY FOR "EXCEPCIONAL ITEMS" OR IF MORE THAN 3.000 SRD IN Q2 In which month and year did you buy that [ITEM]? Month Year |
| 30 Household Appliances | | |
| 3001 Blenders | | SRD |
| 3002 Washing Machines | | SRD |
| 3003 Deep Freezers | | SRD |
| 3004 Refrigerators | | SRD |
| 3005 Electric Irons | | SRD |
| 3006 Electric Stoves | | SRD |
| 3007 Gas Stoves | | SRD |
| 3008 Micro-wave and Toasters | | SRD |
| 3009 Room Fans | | SRD |
| 3010 Vacuum Cleaners | | SRD |
| 3011 Air Conditioner | | SRD |
| 3099 Other (Specify) | | SRD |
| 31 Household Linens | | |
| 3101 Bed Linen | | SRD |
| 3102 Towel | | SRD |
| 3103 Tablecloth | | SRD |
| 3199 Other (Specify) | | SRD |
| 32 Glassware, Cutlery, and Crockery | | |
| 3201 Kitchen or Tableware (e.g. Forks etc.) | | SRD |
| 3202 Dishes, Plates etc. | | SRD |
| 3299 Other (Specify) | | SRD |

| | | |
|---|---|---|
| 1 During the past 12 months , have you or other members of this household purchased any of these items? <div>MARK <input checked="" type="checkbox"/> YES OR NO FOR ALL ITEMS BEFORE ASKING THE NEXT QUESTIONS</div> <div>NO YES</div> | 2 ONLY FOR PURCHASED ITEMS How much did your household spend on [ITEM] during the past 12 months ? Month Year | 3 ONLY FOR "EXCEPCIONAL ITEMS" OR IF MORE THAN 3.000 SRD IN Q2 In which month and year did you buy that [ITEM]? Month Year |
| 33 Maintenance and Parts for Motor Vehicles | | |
| 3301 Batteries | | SRD |
| 3302 Car parts - other | | SRD |
| 3303 New Tyres for Motor Cars | | SRD |
| 3304 Service - Tune-up; grease & spray | | SRD |
| 3305 Wages to Mechanic | | SRD |
| 3399 Other (Specify) | | SRD |
| 34 Insurance and Transport Equipment | | |
| 3401 Motor Car - Purchase | | SRD |
| 3402 Motor Cycle - Purchase | | SRD |
| 3403 Vehicle Insurance | | SRD |
| 3404 Bicycle - Purchase | | SRD |
| 3499 Other (Specify) | | SRD |
| 35 Licenses | | |
| 3501 Vehicle Registration Fee | | SRD |
| 3502 Drivers Licenses Fee (Renew) | | SRD |
| 3599 Other (Specify) | | SRD |
| 36 Other Travel Expenses | | |
| 3601 Travel - Return Airfare | | SRD |
| 3699 Other (Specify) | | SRD |

| | | |
|---|---|---|
| 1 During the past 12 months , have you or other members of this household purchased any of these items? <div>MARK <input checked="" type="checkbox"/> YES OR NO FOR ALL ITEMS BEFORE ASKING THE NEXT QUESTIONS</div> <div>NO YES</div> | 2 ONLY FOR PURCHASED ITEMS How much did your household spend on [ITEM] during the past 12 months ? Month Year | 3 ONLY FOR "EXCEPCIONAL ITEMS" OR IF MORE THAN 3.000 SRD IN Q2 In which month and year did you buy that [ITEM]? Month Year |
| 37 Recreation | | |
| 3701 Toys | | SRD |
| 3702 PC (personal computer) | | SRD |
| 3703 Laptop | | SRD |
| 3704 Tablet | | SRD |
| 3705 Viideo game console | | SRD |
| 3706 Computer peripherals | | SRD |
| 3707 Musical instruments | | SRD |
| 3708 Holidays or tours (all-inclusive) | | SRD |
| 3799 Other (Specify) | | SRD |
| 38 Other Services, n.e.c. | | |
| 3801 Dress-making | | SRD |
| 3802 Tailoring | | SRD |
| 3803 Appliance and equipment Repairs | | SRD |
| 3804 Legal Fees | | SRD |
| 3805 Property/ land taxes | | SRD |
| 3806 Weddings | | SRD |
| 3807 Funerals | | SRD |
| 3808 Birthday parties | | SRD |
| 3899 Other (Specify) | | SRD |

Section 19: Food Insecurity

19.00 RESPONDENT ID CODE

19.01

Now I would like to ask you some questions about food.

| | |
|----------------------|----|
| Yes | 1 |
| No | 2 |
| Don't Know / Refused | 99 |

DO NOT READ

| | | | | | | | |
|---|--|---|--|--|--|--|---|
| In the last 12 MONTHS, was there a time when you or others in your household worried about not having enough food to eat because of a lack of money or other resources? | Still thinking about the last 12 MONTHS, was there a time when you or others in your household were unable to eat healthy and nutritious food because of a lack of money or other resources? | In the last 12 MONTHS, was there a time when you or others in your household ate only a few kinds of foods because of a lack of money or other resources? | In the last 12 MONTHS, was there a time when you or others in your household had to skip a meal because there was not enough money or other resources to get food? | Still thinking about the last 12 MONTHS, was there a time when you or others in your household ate less than you thought you should because of a lack of money or other resources? | In the last 12 MONTHS, was there a time when your household ran out of food because of a lack of money or other resources? | In the last 12 MONTHS, was there a time when you or others in your household were hungry but did not eat because there was not enough money or other resources for food? | In the last 12 MONTHS, was there a time when you or others in your household went without eating for a whole day because of a lack of money or other resources? |
| 19,01a | 19,01b | 19,01c | 19,01d | 19,01e | 19,01f | 19,01g | 19,01h |
| | | | | | | | |

Section 20: Shocks and Resilience

20.00 RESPONDENT ID

| | | | | | | | |
|--|--|--|--|--|--|---|--|
| 20.01 Did your household experience any of these shocks in the past 12 months...? | | 20.02 How much did [SHOCK] affect your household's livelihood? | | 20.03 To what extent was your household able to recover from [SHOCK]? RO | | 20.04 What is the main factor that facilitated your household's recovery/ partial recovery from [SHOCK]? Write '-1' if Don't know | |
| MARK <input checked="" type="checkbox"/> YES OR NO FOR ALL ITEMS BEFORE ASKING THE NEXT QUESTIONS IF NO SOCK ► NEXT Section | | Not at all 1 ► Next Shock Somewhat 2 ► 20.03 A lot 3 ► 20.03 | | Not affected significantly really 1 ► Next Shock Recovered and better off now 2 Recovered to same level 3 Recovered some, but worse 4 Did not recover 5 ► Next Shock | | Household savings 1 Credit from financial institution 2 Insurance 3 Remittances from abroad 4 Support from friends/ family in Suriname 5 Support from NGO or international org 6 | |
| | | Support from the government 7 Household member(s) took on more employment 8 Reduced expenditures 9 Other 10 | | | | | |
| 2001 | Unusually harsh drought | | | | | | |
| 2002 | Floods | | | | | | |
| 2004 | Economic/financial shock (loss or reduction of income/high input or food prices/low output prices) | | | | | | |
| 2005 | Health shocks (death or illness of a household member) | | | | | | |
| 2006 | Conflict/violence shocks | | | | | | |
| 2007 | Theft of Money/ Valuables /Non-Agricultural Assets | | | | | | |
| 2008 | Fire | | | | | | |
| 2009 | Other (Specify) | | | | | | |

MODULE 21a - Attitudes

All persons 18 years of age and older

21.00a Respondent ID code for this Module

21.a To what extent do you agree or disagree with the following statements?

21.a1 It is important that people of different ethnic groups live in my neighborhood **RO**

| | |
|-------------------|---|
| Strongly agree | 1 |
| Agree | 2 |
| Disagree | 3 |
| Strongly disagree | 4 |

21.a6 All ethnic groups in Suriname are treated the same by the police **RO**

| | |
|-------------------|---|
| Strongly agree | 1 |
| Agree | 2 |
| Disagree | 3 |
| Strongly disagree | 4 |

21.a2 It is important to send my kids to a school where children of different ethnic groups go to **RO**

| | |
|-------------------|---|
| Strongly agree | 1 |
| Agree | 2 |
| Disagree | 3 |
| Strongly disagree | 4 |

21.a7 All ethnic groups in Suriname are treated the same by the government **RO**

| | |
|-------------------|---|
| Strongly agree | 1 |
| Agree | 2 |
| Disagree | 3 |
| Strongly disagree | 4 |

21.a3 It is important for kids to have friends who are of different ethnic groups **RO**

| | |
|-------------------|---|
| Strongly agree | 1 |
| Agree | 2 |
| Disagree | 3 |
| Strongly disagree | 4 |

21.a8 It is important that people at home separate their waste into plastic waste, paper waste, organic waste etc. **RO**

| | |
|-------------------|---|
| Strongly agree | 1 |
| Agree | 2 |
| Disagree | 3 |
| Strongly disagree | 4 |

21.a4 Marriages between people of different ethnic groups is good for our society **RO**

| | |
|-------------------|---|
| Strongly agree | 1 |
| Agree | 2 |
| Disagree | 3 |
| Strongly disagree | 4 |

21.a9 It is easy to access the COVID-19 vaccine in Suriname. **RO**

| | |
|-------------------|---|
| Strongly agree | 1 |
| Agree | 2 |
| Disagree | 3 |
| Strongly disagree | 4 |

21.a5 Discrimination because people are from another ethnic group is a problem like any other every day problems people deal with **RO**

| | |
|-------------------|---|
| Strongly agree | 1 |
| Agree | 2 |
| Disagree | 3 |
| Strongly disagree | 4 |

21.a10 It is important that all children physically attend school throughout the COVID-19 pandemic **RO**

| | |
|-------------------|---|
| Strongly agree | 1 |
| Agree | 2 |
| Disagree | 3 |
| Strongly disagree | 4 |

MODULE 21b - Attitudes

All persons 18 years of age and older

21.00b Respondent ID code for this Module

21.b1 How important or unimportant is it that people of different ethnic groups live in your neighborhood? **RO**

| | |
|------------------|---|
| Very important | 1 |
| Important | 2 |
| Unimportant | 3 |
| Very unimportant | 4 |

21.b6 How equally or unequally are people of different ethnic groups treated by the police in Suriname? **RO**

| | |
|----------------|---|
| Very equally | 1 |
| Equally | 2 |
| Unequally | 3 |
| Very unequally | 4 |

21.b2 How important or unimportant is it for you to send your kids to a school where there are kids of different ethnic groups? **RO**

| | |
|------------------|---|
| Very important | 1 |
| Important | 2 |
| Unimportant | 3 |
| Very unimportant | 4 |

21.b7 How equally or unequally are people of different ethnic groups treated by the government in Suriname? **RO**

| | |
|----------------|---|
| Very equally | 1 |
| Equally | 2 |
| Unequally | 3 |
| Very unequally | 4 |

21.b3 How important or unimportant is it for kids to have friends who are of different ethnic groups? **RO**

| | |
|------------------|---|
| Very important | 1 |
| Important | 2 |
| Unimportant | 3 |
| Very unimportant | 4 |

21.b8 How important or unimportant is it that people at home separate their waste into plastic waste, paper waste, organic waste etc.? **RO**

| | |
|------------------|---|
| Very important | 1 |
| Important | 2 |
| Unimportant | 3 |
| Very unimportant | 4 |

21.b4 Do you think, for your society, that marriages between people of different ethnic groups is... **RO**

| | |
|-----------|---|
| Very good | 1 |
| Good | 2 |
| Bad | 3 |
| Very bad | 4 |

21.b9 How easy or difficult is it to access the COVID-19 vaccine in Suriname? **RO**

| | |
|----------------|---|
| Very easy | 1 |
| Easy | 2 |
| Difficult | 3 |
| Very difficult | 4 |

21.b5 How is discrimination based on ethnic groups the same or different from everyday problems people have to deal with? **RO**

| | |
|----------------|---|
| Very similar | 1 |
| Similar | 2 |
| Different | 3 |
| Very different | 4 |

21.b10 How important or unimportant is it that all children physically attend school throughout the COVID-19 pandemic? **RO**

| | |
|------------------|---|
| Very important | 1 |
| Important | 2 |
| Unimportant | 3 |
| Very unimportant | 4 |

| ID Code | <i>Copy from</i> | <i>Copy from</i> | Record who responds for each member |
|---------|------------------|------------------|-------------------------------------|
| | 1.01 | 1.04 | |
| | Name | Age | |
| 01 | | | |
| 02 | | | |
| 03 | | | |
| 04 | | | |
| 05 | | | |
| 06 | | | |
| 07 | | | |
| 08 | | | |
| 09 | | | |

Database file RT001 - Households

| Variable name | Type | Format | Label | Values |
|---------------|--------|--------|---|--|
| hhid | str11 | %11s | Household ID | |
| weight | double | %10.4f | Weight | |
| stratum | double | %10.0g | Sampling Stratum | |
| psu | long | %10.0g | Primary Sampling Unit | |
| domain | double | %26.0g | Estimation domain | 1 Great Paramaribo 2 Rest of the coastal region 3 Interior |
| gp_subdom | double | %20.0g | Great Paramaribo subdomains | |
| district | str10 | %-9s | District | |
| panel | byte | %8.0g | Panel Household | 0 Nonpanel 1 Panel |
| hhid16 | double | %10.0g | HH_ID in SSLC 2016 | |
| fortnight | byte | %10.0g | Fortnight | |
| lat_cen | double | %10.0g | Latitude of the Cluster centroid | |
| long_cen | double | %10.0g | Longitude of the Cluster centroid | |
| interv | long | %12.0g | Interviewer code | |
| result | byte | %41.0g | Result | 0 Continue 1 Interview finalized - Fully completed 2 Interview finalized - Partially completed 3 Not at home (Temporarily absent) 4 Refusal 5 Vacant dwelling 7 Not a dwelling 8 Not interviewed for other reasons 9 Interview to be continued 10 Appointment 11 Household not found |
| end_date | str8 | %9s | Interview end date | |
| q17_02 | byte | %8.0g | Do you or anyone in your household have access to the internet at home? | 1 Yes 2 No |
| q17_03a | float | %9.0g | What types of internet connections are used at home? Fixed broadband connections | 1 Yes 2 No |
| q17_03b | float | %9.0g | What types of internet connections are used at home? Mobile connections | 1 Yes 2 No |
| q17_04 | byte | %59.0g | What's the main reason why don't you have internet at home? | 1 Device cost (cell phone, computer, tablet) 2 Cost of internet service by cable or data plan 3 Lack of knowledge or skills 4 Have internet access in another place (work, public, kiosk) 5 No coverage in my area 6 I don't have interest / I don't need |
| q12a | byte | %8.0g | Is there in this household anybody who grows crops or raises animals primarily | 1 Yes 2 No |
| q12_01a | double | %10.0g | Total homestead land owned (Hectares) | |
| q12_01b | double | %10.0g | Total homestead land owned (M2) | |
| q12_02a | double | %10.0g | Total homestead land rented (Hectares) | |
| q12_02b | double | %10.0g | Total homestead land rented (M2) | |
| q12_03a | double | %10.0g | Total arable agricultural land owned (Hectares) | |

Database file RT001 - Households

| Variable name | Type | Format | Label | Values |
|---------------|--------|--------|--|--|
| q12_03b | double | %10.0g | Total arable agricultural land owned (M2) | |
| q12_04a | double | %10.0g | Total arable agricultural land rented/ share-cropped (Hectares) | |
| q12_04b | double | %10.0g | Total arable agricultural land rented/ share-cropped (M2) | |
| q12_05 | byte | %93.0g | Do you keep any kind of accounting records for your business? | 1 Yes, detailed formal accounts for tax purposes (balance statements, purchase and sales books) 2 Yes, simplified accounting process NOT for tax purposes 3 Yes, just personal records (informal records) 4 No, no type of accounting |
| q13_01 | byte | %27.0g | What type of dwelling is this? | 1 House 2 Apartment 3 Part of Commercial building 4 Hut 5 Other (specify) |
| q13_01_ot | str40 | %40s | What type of dwelling is this? OTHER | |
| q13_02 | byte | %29.0g | Which of the following categories indicates your ownership of this dwelling? | 1 Owned (with mortgage) 2 Owned (without mortgage) 3 Boedel (inheritance) 4 Rented room in larger dwelling 5 Private rented/Leased 6 Squatted 7 Rent-free 8 Other |
| q13_03 | byte | %24.0g | Which of the following categories indicates your ownership of the land... | 1 Owned (with mortgage) 2 Owned (without mortgage) 3 Boedel (inheritance) 4 Private rented/Leased 5 Gov't rented/ Leased 6 Squatted 7 Rent-free 8 Other |
| q13_04 | int | %8.0g | In what year was the dwelling built approximately? | |
| q13_05 | byte | %24.0g | Have major renovations been undertaken to the dwelling since it was built? | 1 Yes 2 No 3 Don't know (DO NOT READ) |
| q13_06 | str40 | %40s | What kind of renovations? | |
| q13_07 | int | %8.0g | In what year were the latest renovations done? | |
| q13_08 | byte | %40.0g | What is the main construction material of the outer walls of the dwelling? | 1 Wood 2 Wood and building stones/bricks 3 Wood and concrete (boards)/cement boards 4 Wood and galva/zinc plates 5 Building stones 6 Concrete/concrete boards 7 PVC ail 8 Zinc plates/galva 9 Other |
| q13_09 | byte | %22.0g | How is the foundation of the dwelling constructed? | 1 Fully enclosed masonry 2 Pillars or columns 3 Other |

Database file RT001 - Households

| Variable name | Type | Format | Label | Values |
|---------------|-------|--------|--|---|
| q13_10 | byte | %34.0g | What is the main material used for flooring the dwelling? | 1 Masonry 2 Wood 3 Cement board 4 Combination of any of the previous 5 Tiles 6 Other |
| q13_11 | byte | %55.0g | What is the main material used for roofing the dwelling? | 1 Metal roofing sheets/roof tiles (zinc, galva, aluminum) 2 Wooden roof tiles 3 Concrete 4 Tiles 5 Asbestos 6 Palm leaves (Pina, tasi, etc.) 7 Other |
| q13_12a | byte | %8.0g | Does this dweling have any of the following security devices? Security camera | 1 Yes 2 No |
| q13_12b | byte | %8.0g | Does this dweling have any of the following security devices? Security lighting | 1 Yes 2 No |
| q13_12c | byte | %8.0g | Does this dweling have any of the following security devices? Perimeter fencing | 1 Yes 2 No |
| q13_12d | byte | %8.0g | Does this dweling have any of the following security devices? Security bars on.. | 1 Yes 2 No |
| q13_12e | byte | %8.0g | Does this dweling have any of the following security devices? Security bars on.. | 1 Yes 2 No |
| q13_12f | byte | %8.0g | Does this dweling have any of the following security devices? House alarm | 1 Yes 2 No |
| q13_12g | byte | %8.0g | Does this dweling have any of the following security devices? Smoke detectors | 1 Yes 2 No |
| q13_13 | byte | %20.0g | What type of fuel does this household use most for cooking? | 1 Wood/charcoal 2 Petroleum 3 Electricity 4 Gas (propane) 5 Solar energy 6 Biogas 7 None (does not cook) 8 Other |
| q13_14 | byte | %40.0g | What is the main type of toilet facilities used by this household? | 1 WC with flushing (linked to septic tank) 2 WC not linked to septic tank 3 Open well or hole in the ground 4 River or creek 5 Bush or field 6 Other (specify) |
| q13_14_ot | str40 | %40s | What is the main type of toilet facilities used by this household? Other | |
| q13_15 | byte | %39.0g | What is the main source of water supply used by this household? | 1 Piped water in dwelling 2 Piped water outside the dwelling =<200m 3 Piped water outside the dwelling > 200m 4 Rainwater in ton, bin/tank 5 Well 6 Creek/river 7 Delivered by watertank/truck 8 Other |

Database file RT001 - Households

| Variable name | Type | Format | Label | Values |
|---------------|------|--------|---|--|
| q13_16 | byte | %15.0g | Who is the water delivered by? | 1 SWM 2 NH 3 Private company 4 Other |
| q13_17 | byte | %43.0g | What is the main type of lighting used by this household? | 1 Electricity directly from EBS 2 Generator/ fuel from the government (NH) 3 Electricity through the neighbor's dwelling 4 Private light engine 5 Petroleum light/candle/dia 6 Solar energy 7 No type of lighting 8 Other |
| q13_18 | byte | %8.0g | How many rooms does the dwelling contain? Include bedrooms, living-room, dining-room, study-room. | |
| q13_19 | byte | %8.0g | How many of the rooms in the dwelling are used solely by this household? | |
| q13_20 | byte | %8.0g | How many of the rooms in the dwelling are used solely as bedrooms for members... | |
| q13_21 | byte | %8.0g | How many of the rooms in the dwelling are rented or sublet to people who are not part of this household | |
| q13_22 | byte | %8.0g | How many of the rooms in the dwelling are vacant? | |
| q13_23a | byte | %8.0g | Indicate how many of the following items are owned by this household? Stove | |
| q13_23b | byte | %8.0g | Indicate how many of the following items are owned by this household? Cook ring | |
| q13_23c | byte | %8.0g | Indicate how many of the following items are owned by this household? Water tank | |
| q13_23d | byte | %8.0g | Indicate how many of the following items are owned by this household? Solar water heater | |
| q13_23e | byte | %8.0g | Indicate how many of the following items are owned by this household? Cable TV service/ satellite TV | |
| q13_23f | byte | %8.0g | Indicate how many of the following items are owned by this household? Fixed line | |
| q13_23h | byte | %8.0g | Indicate how many of the following items are owned by this household? Game console | |
| q13_23i | byte | %8.0g | Indicate how many of the following items are owned by this household? Automobile | |
| q13_23j | byte | %8.0g | Indicate how many of the following items are owned by this household? Smartphone | |
| q13_23k | byte | %8.0g | Indicate how many of the following items are owned by this household? Cell phone | |
| q13_23l | byte | %8.0g | Indicate how many of the following items are owned by this household? Smart TV | |
| q13_23m | byte | %8.0g | Indicate how many of the following items are owned by this household? TV set | |

Database file RT001 - Households

| Variable name | Type | Format | Label | Values |
|---------------|-------|--------|---|--|
| q13_23n | byte | %8.0g | Indicate how many of the following items are owned by this household? Generator | |
| q13_24 | byte | %12.0g | In the event of a severe flood or hurricane, where would this household go... | 1 This dwelling 2 Relatives 3 Friends 4 School 5 Other |
| q19_01a | byte | %34.0g | In the last 12 MONTHS, your household's worried about not having enough food... | 1 Yes 2 No 99 Don?t Know / Refused (DO NOT READ) |
| q19_01b | byte | %34.0g | In the last 12 MONTHS, your household's unable to eat healthy and nutritious food | 1 Yes 2 No 99 Don?t Know / Refused (DO NOT READ) |
| q19_01c | byte | %34.0g | In the last 12 MONTHS, your household ate only a few kinds of foods... | 1 Yes 2 No 99 Don?t Know / Refused (DO NOT READ) |
| q19_01d | byte | %34.0g | In the last 12 MONTHS, your household had to skip a meal bc there was no money... | 1 Yes 2 No 99 Don?t Know / Refused (DO NOT READ) |
| q19_01e | byte | %34.0g | In the last 12 MONTHS, your household ate less than you thought you should... | 1 Yes 2 No 99 Don?t Know / Refused (DO NOT READ) |
| q19_01f | byte | %34.0g | In the last 12 MONTHS, your household ran out of food because of a lack of money | 1 Yes 2 No 99 Don?t Know / Refused (DO NOT READ) |
| q19_01g | byte | %34.0g | In the last 12 MONTHS, your household were hungry but did not eat... | 1 Yes 2 No 99 Don?t Know / Refused (DO NOT READ) |
| q19_01h | byte | %34.0g | In the last 12 MONTHS, your household went without eating for a whole day... | 1 Yes 2 No 99 Don?t Know / Refused (DO NOT READ) |
| q20_01_2001a | byte | %8.0g | Unusually harsh drought | 1 Yes 2 No |
| q20_01_2001b | byte | %8.0g | Floods | 1 Yes 2 No |
| q20_01_2001c | byte | %8.0g | Hurricane | 1 Yes 2 No |
| q20_01_2001d | byte | %8.0g | Economic/financial shock (loss or reduction of income/high input or food prices/ | 1 Yes 2 No |
| q20_01_2001e | byte | %8.0g | Health shocks (death or illness of a household member) | 1 Yes 2 No |
| q20_01_2001f | byte | %8.0g | Conflict/violence shocks | 1 Yes 2 No |
| q20_01_2001g | byte | %8.0g | Theft of Money/ Valuables /Non-Agricultural Assets | 1 Yes 2 No |
| q20_01_2001h | byte | %8.0g | Fire | 1 Yes 2 No |
| q20_01_2001i | str60 | %60s | Other (Specify) | 1 Yes 2 No |

Database file RT002 - Individuals

| Variable name | Type | Format | Label | Values |
|---------------|--------|--------|---|--|
| hhid | str11 | %11s | Household ID | |
| weight | double | %10.4f | Weight | |
| stratum | double | %10.0g | Sampling Stratum | |
| psu | long | %10.0g | Primary Sampling Unit | |
| domain | double | %26.0g | Estimation domain | 1 Great Paramaribo 2 Rest of the coastal region 3 Interior |
| gp_subdom | double | %20.0g | Great Paramaribo subdomains | 1 Paramaribo 2 Paramaribo outskirts |
| district | str10 | %-9s | District | |
| panel | byte | %8.0g | Panel Household | 0 Nonpanel 1 Panel |
| hhid16 | double | %10.0g | HH_ID in SSLC 2016 | |
| fortnight | byte | %10.0g | Fortnight | |
| memberid | byte | %8.0g | Member ID Code | |
| q01_02 | byte | %30.0g | Relation to household head | 1 Head 2 Spouse/ partner 3 Child of head/ child of spouse 4 Son/ daughter in law 5 Grandchild 6 Parent/ parent in law 7 Brother/ sister 8 Other relative 9 Domestic servant/ maid 10 Other non relative |
| q01_03 | byte | %8.0g | Sex | 1 Male 2 Female |
| q01_04 | byte | %8.0g | Age in years (as per the birth date) | |
| q01_04_ | int | %8.0g | Age in years (as reported on the questionnaire) | |
| q01_05_d | byte | %8.0g | What is your date of birth? (DAY) | |
| q01_05_m | byte | %24.0g | What is your date of birth? (MONTH) | -1 Don't know (DO NOT READ) 1 January 2 February 3 March 4 April 5 May 6 June 7 July 8 August 9 September 10 October 11 November 12 December |
| q01_05_y | int | %8.0g | What is your date of birth? (YEAR) | |
| q01_07 | byte | %21.0g | Race | 1 Creole/Afrosurinamese 2 East Indian 3 Maroon 4 Amerindian/Indigenous 5 Javanese 6 Chinese 7 White 8 Mixed 9 Other |

Database file RT002 - Individuals

| Variable name | Type | Format | Label | Values |
|----------------|-------|--------|---|---|
| q01_08 | byte | %15.0g | Religion | 1 Roman Catholic 2 Lutheran 3 Evangelical 4 Moravian 5 Reformed church 6 Hindu 7 Islam 8 Jehovah Witness 9 Javanism 10 Jewish 11 Winti 12 Other 13 None |
| q01_09 | byte | %20.0g | What is your marital status? | 1 Never married/single 2 Living together 3 Married 4 Legally divorced 5 Separated 6 Widowed |
| q01_11_lang | str10 | %10s | What language/s do you speak at home? | |
| q01_11_code_1 | byte | %11.0g | Language code | |
| q01_11_speak_1 | byte | %12.0g | How well do you speak [Q02_11_CODE]? | |
| q01_11_read_1 | byte | %12.0g | How well do you read [Q02_11_CODE]? | |
| q01_11_write_1 | byte | %12.0g | How well do you write [Q02_11_CODE]? | |
| q01_11_code_2 | byte | %11.0g | Language code | |
| q01_12_speak_2 | byte | %12.0g | How well do you speak [Q02_11_CODE]? | |
| q01_12_read_2 | byte | %12.0g | How well do you read [Q02_11_CODE]? | |
| q01_12_write_2 | byte | %12.0g | How well do you write [Q02_11_CODE]? | |
| q01_11_code_3 | byte | %11.0g | Language code | |
| q01_13_speak_3 | byte | %12.0g | How well do you speak [Q02_11_CODE]? | |
| q01_13_read_3 | byte | %12.0g | How well do you read [Q02_11_CODE]? | |
| q01_13_write_3 | byte | %12.0g | How well do you write [Q02_11_CODE]? | |
| q01_11_code_4 | byte | %11.0g | Language code | |
| q01_14_speak_4 | byte | %12.0g | How well do you speak [Q02_11_CODE]? | |
| q01_14_read_4 | byte | %12.0g | How well do you read [Q02_11_CODE]? | |
| q01_14_write_4 | byte | %12.0g | How well do you write [Q02_11_CODE]? | |
| q01_11_code_5 | byte | %11.0g | Language code | |
| q01_15_speak_5 | byte | %12.0g | How well do you speak [Q02_11_CODE]? | |
| q01_15_read_5 | byte | %12.0g | How well do you read [Q02_11_CODE]? | |
| q01_15_write_5 | byte | %12.0g | How well do you write [Q02_11_CODE]? | |
| q02_01 | byte | %15.0g | In what country were you born? | 1 Suriname 2 The Netherlands 3 Guyana 4 Brazil 5 French Guyana 6 China 7 Other |
| q02_02 | str15 | %15s | Specify country | |
| q02_03 | int | %8.0g | Have you ever lived out of Suriname for a period of 6 months or longer? | 1 Yes 2 No |
| q02_04_1a | byte | %15.0g | Country 1 | 1 United States 2 The Netherlands 3 Guyana 4 Brasil 5 French Guyana 6 China 7 Other (Specify) 9 None |
| q02_04_1b | str60 | %60s | Specify Country 1 (if 'Other') | |

Database file RT002 - Individuals

| Variable name | Type | Format | Label | Values |
|-----------------|-------|--------|--|--|
| q02_04_2a | byte | %15.0g | Country 2 | 1 United States 2 The Netherlands 3 Guyana 4 Brasil 5 French Guyana 6 China 7 Other (Specify) 9 None |
| q02_04_2b | str60 | %60s | Specify Country 2 (if 'Other') | |
| q02_05_code_1 | byte | %15.0g | Country of Residence Code | |
| q02_05_reason_1 | byte | %23.0g | What is the main reason why you lived in [Q02_12_CODE]? | 1 Born abroad 2 Study/ Education 3 Family reasons 4 Better living conditons 5 Work 6 Retirement 7 To start a business 8 Health 9 Other |
| q02_05_code_2 | byte | %15.0g | Country of Residence Code | |
| q02_05_reason_2 | byte | %23.0g | What is the main reason why you lived in [Q02_12_CODE]? | |
| q02_06 | byte | %20.0g | What is the main reason why you returned/ came to Suriname? | 1 Regard it as home 2 Family is here 3 Marriage 4 Deported 5 Retired 6 To start a business 7 The weather 8 To obtain employment 9 Health reasons 10 Return from study 11 Other |
| q02_07 | byte | %8.0g | For how many years have you been residing in Suriname on a continuous basis? | |
| q02_08 | byte | %33.0g | Where were you living a year ago from now? | 1 At this address 2 Another address in this disctrict 3 In another district 4 Abroad 5 Was not born yet |
| q02_09 | byte | %15.0g | In which district or country were you living a year ago? | 1 Nickerie 2 Coronie 3 Saramacca 4 Wanica 5 Paramaribo 6 Commewijne 7 Marowijne 8 Para 9 Sipaliwini 10 Brokopondo 11 United States 12 The Netherlands 13 Guyana 14 Brasil 15 French Guyana 16 China 97 Other |
| q03_01 | byte | %8.0g | Have you EVER attended school? | 1 Yes 2 No |

Database file RT002 - Individuals

| Variable name | Type | Format | Label | Values |
|---------------|-------|--------|--|--|
| q03_02 | byte | %8.0g | Are you currently enrolled in a formal educational institution (either in person | 1 Yes 2 No |
| q03_03 | byte | %8.0g | Is the institution where you are enrolled public/government or private? | 1 Public 2 Private 3 FIBOS |
| q03_04 | byte | %50.0g | What level of educational institution are you attending? | 1 Kindergarten 2 GLO/ BO 3 VOJ (LTS, MULO, LBO) 4 VOS (IMEAO, NATIN, AMTO, HAVO, VWO, CPI, SPI, ACI) 5 Tertiary (HBO/ University/ other College) 6 Masters/ PhD 7 Other |
| q03_05 | str30 | %30s | What are you studying? | |
| q03_06 | byte | %9.0g | Are you enrolled full-time or part-time? | 1 Full-time 2 Part-time |
| q03_07 | byte | %8.0g | Is this educational program originally onsite or online education? | 1 Onsite 2 Online 3 Both |
| q03_08 | byte | %8.0g | What grade/ year are you attending? | |
| q03_08a | byte | %25.0g | In the last 3 months, did your school deliver classes in person... | 1 Yes, all the time 2 Yes, part of the time 3 No, never 4 It was the holiday period |
| q03_08b | byte | %8.0g | In the last 3 months, how many days did you miss in-person classes at school? | |
| q03_11 | byte | %35.0g | What was the most frequent reason for missing in-person classes at school? | 1 Illness 2 Financial problems 3 Transportation problems 4 Working 5 Kept house 6 Not worth going 7 Did not feel like going 8 Pregnant/ Young mother 9 Baby sitting 10 Apprenticeship 11 Fear of being bullied 12 Menstrual Problems 13 Lack of uniform 14 Expulsion/ Suspension 15 Other 16 Fear of COVID-19 17 Government measures due to COVID-19 |
| q03_12 | byte | %23.0g | How do you most usually get to in-person classes at school? | 1 Walking 2 Cycling 3 Public Bus 4 Taxi 5 Private Sector Vehicle 6 Private Car/ Motorcycle 7 With a boat 8 Other |
| q03_13 | int | %8.0g | How long does it take you to get to school from this household? In minutes... | |
| q03_14 | byte | %8.0g | Is there a school feeding program at your school? | 1 Yes 2 No |
| q03_15 | byte | %8.0g | Do you receive meals or snacks from this service? | 1 Yes 2 No |

Database file RT002 - Individuals

| Variable name | Type | Format | Label | Values |
|---------------|--------|--------|--|--|
| q03_16 | byte | %41.0g | Do you have all studybooks/stencils/copies required for use at school? | 1 Yes, has ALL studybooks for exclusive use 2 Yes, has ALL but shares with others 3 Has only some studybooks 4 No, has none |
| q03_17a | float | %9.0g | Were these studybooks acquired by you... Borrowed for use during year | |
| q03_17b | float | %9.0g | Were these studybooks acquired by you... Received from relatives or friends | |
| q03_17c | float | %9.0g | Were these studybooks acquired by you... Purchased new | |
| q03_17d | float | %9.0g | Were these studybooks acquired by you... Purchased second hand | |
| q03_17e | float | %9.0g | Were these studybooks acquired by you... Bought some/got some on loan or free | |
| q03_17f | float | %9.0g | Were these studybooks acquired by you... Received from community org. | |
| q03_17g | float | %9.0g | Were these studybooks acquired by you... Government book loan | |
| q03_17h | float | %9.0g | Were these studybooks acquired by you... From the school or institution at no cost | |
| q03_17i | float | %9.0g | Were these studybooks acquired by you... Other | |
| q03_18a | float | %9.0g | ...reasons for not having all/any of the required studybooks? Not available | |
| q03_18b | float | %9.0g | ...reasons for not having all/any of the required studybooks? Could not afford | |
| q03_18c | float | %9.0g | ...reasons for not having all/any of the required studybooks? Available in school | |
| q03_18d | float | %9.0g | ...reasons for not having all/any of the required studybooks? Were lost or destroyed | |
| q03_18e | float | %9.0g | ...reasons for not having all/any of the required studybooks? Still to be purchased | |
| q03_18f | float | %9.0g | ...reasons for not having all/any of the required studybooks? Other | |
| q03_19a | double | %10.0g | Spenditures during the past 12 months on your schooling in... Registration fees | |
| q03_19b | double | %10.0g | Spenditures during the past 12 months on your schooling in... Examination fees | |
| q03_19c | double | %10.0g | Spenditures during the past 12 months on your schooling in... Tuition fees | |
| q03_19d | double | %10.0g | Spenditures during the past 12 months on your schooling in... Study books/stencils | |
| q03_19e | double | %10.0g | Spenditures during the past 12 months on your schooling in... Exercise books, stationery | |
| q03_19f | double | %10.0g | Spenditures during the past 12 months on your schooling in... Uniform dress | |
| q03_19g | double | %10.0g | Spenditures during the past 12 months on your schooling in... Private tutoring | |
| q03_19h | double | %10.0g | Spenditures during the past 12 months on your schooling in... Accommodation | |
| q03_19i | double | %10.0g | Spenditures during the past 12 months on your schooling in... Transport cost | |
| q03_19j | double | %10.0g | Spenditures during the past 12 months on your schooling in... Food or snacks | |
| q03_19k | double | %10.0g | Spenditures during the past 12 months on your schooling in... Other | |
| q03_19l | float | %9.0g | How much did you spend during the past 12 months on your schooling in.. TOTAL | |

Database file RT002 - Individuals

| Variable name | Type | Format | Label | Values |
|---------------|--------|--------|---|--|
| q03_20 | byte | %50.0g | What is the highest level of education you attended? | 1 None 2 Primary 3 VOJ (LTS, MULO, LBO, ULO) 4 VOS (IMEAO, NATIN, AMTO, HAVO, VWO, CPI, SPI, ACI) 5 Teritary (HBO/ University/ College) 6 Masters/ PhD 7 Other |
| q03_21 | str120 | %120s | In what field of study was this? | |
| q03_22 | byte | %8.0g | Have you competed this level? | 1 Yes 2 No |
| q03_23 | byte | %8.0g | What year/ grade did you complete? | |
| q03_24 | byte | %41.0g | What is the main reason why you did not continue studying? | 1 Did not like studying/ was not interested 2 Could not afford the expenses 3 Needed to work 4 Was ill/ desabled 5 Other |
| q03_25 | byte | %8.0g | Were you attending school in person in December 2019, i.e, before the COVID-19 o | 1 Yes 2 No |
| q03_26 | byte | %8.0g | Were you enrolled in school in 2020, i.e, the year of the COVID-19 pandemic? | 1 Yes 2 No |
| q03_27a | byte | %8.0g | During the COVID-19 pandemic, did you take remote lessons? Using online/dig learning platforms | 1 Yes 2 No |
| q03_27b | byte | %8.0g | During the COVID-19 pandemic, did you take remote lessons? Getting from school.. Reading and exercises | 1 Yes 2 No |
| q03_27c | byte | %8.0g | During the COVID-19 pandemic, did you take remote lessons? Television broadcasts | 1 Yes 2 No |
| q03_27d | byte | %8.0g | During the COVID-19 pandemic, did you take remote lessons? Radio or podcast... | 1 Yes 2 No |
| q03_28 | byte | %43.0g | What is the main reason why you did not take remote lessons during the COVID-19 pandemic | 1 The school did not offer remote lessons 2 ...we had no computer/ tablet at home 3 ...we had no access to the internet at home 4 ...we had no radio / TV at home 5 We could not pay for school supplies |
| q03_29 | byte | %8.0g | Did you have to take classes with a private teacher because of the COVID-19 pand | 1 Yes 2 No |
| q17_05 | byte | %36.0g | Let us now talk about the use of the Internet in general, i.e, not only at home? | 1 Every day/ almost every day 2 At least once a week (not every day) 3 Less than once a week 4 Never |
| q17_06a | float | %9.0g | Devices where you use the internet in the last 3 months? Desktop computer | |
| q17_06b | float | %9.0g | Devices where you use the internet in the last 3 months? Laptop | |
| q17_06c | float | %9.0g | Devices where you use the internet in the last 3 months? Tablet | |
| q17_06d | float | %9.0g | Devices where you use the internet in the last 3 months? Mobile/Smart phone | |
| q17_06e | float | %9.0g | Devices where you use the internet in the last 3 months? Other devices(Smart TV, smart watch, ebook, etc) | |
| q17_07a | float | %9.0g | Activities where you used internet in the last 3m. Sending (...) e-mails | |
| q17_07b | float | %9.0g | Activities where you used internet in the last 3m. Making calls(...) | |
| q17_07c | float | %9.0g | Activities where you used internet in the last 3m. Social networks (Facebook, et | |

Database file RT002 - Individuals

| Variable name | Type | Format | Label | Values |
|---------------|-------|--------|---|--|
| q17_07d | float | %9.0g | Activities where you used internet in the last 3m. Using instant messaging | |
| q17_07e | float | %9.0g | Activities where you used internet in the last 3m. Reading online news sites | |
| q17_07f | float | %9.0g | Activities where you used internet in the last 3m. Seeking health-related info | |
| q17_07g | float | %9.0g | Activities where you used internet in the last 3m. Finding info about goods | |
| q17_07h | float | %9.0g | Activities where you used internet in the last 3m. Expressing opinions | |
| q17_07i | float | %9.0g | Activities where you used internet in the last 3m. Taking part in online voting | |
| q17_07j | float | %9.0g | Activities where you used internet in the last 3m. Looking for a job (...) | |
| q17_07k | float | %9.0g | Activities where you used internet in the last 3m. Selling of goods or services | |
| q17_07l | float | %9.0g | Activities where you used internet in the last 3m. Internet banking | |
| q17_07m | float | %9.0g | Activities where you used internet in the last 3m. Entertainment | |
| q17_08a | float | %9.0g | excluding schooling and university classes, have you done (...) an online course | |
| q17_08b | float | %9.0g | excluding schooling and university classes, have you used (...) online learning | |
| q17_08c | float | %9.0g | excluding schooling and university classes, have you used (...) NONE | |
| q17_09a | float | %9.0g | Contact with public agencies over the internet... obtaining info from webs or apps | |
| q17_09b | float | %9.0g | Contact with public agencies over the internet... Downloading forms | |
| q17_09c | float | %9.0g | Contact with public agencies over the internet... submitting completed forms online | |
| q17_09d | float | %9.0g | Contact with public agencies over the internet... NONE | |
| q17_10 | byte | %41.0g | When did you last buy or order goods or services for private use over the internet | 1 Within the last 3 months 2 Between 3 months and a year ago 3 More than 1 year ago 4 Never bought or ordered over the internet |
| q17_11a | float | %9.0g | 3 month. Copying or moving files between folders, devices or on the cloud | |
| q17_11b | float | %9.0g | 3 months. Downloading or installing software or app | |
| q17_11c | float | %9.0g | 3 months. Changing settings of softwares, app or device | |
| q17_11d | float | %9.0g | 3 months. NONE | |
| q17_12a | float | %9.0g | Software related activities. 3 months. Using word processing software | |
| q17_12b | float | %9.0g | Software related activities. 3 months. Creating files, incorporing elements | |
| q17_12c | float | %9.0g | Software related activities. 3 months. Using spreadsheet software | |
| q17_12d | float | %9.0g | Software related activities. 3 months. Editing photos, videos or audio files | |
| q17_12e | float | %9.0g | Software related activities. 3 months. Writing code in a programming language | |
| q17_12f | float | %9.0g | Software related activities. 3 months. NONE | |
| q04_01_benef | str34 | %34s | In the past 6 months have you been a beneficiary of any of the following government programmes or benefits? | |

Database file RT002 - Individuals

| Variable name | Type | Format | Label | Values |
|-----------------------|--------|--------|---|---|
| q04_01_code_1 | byte | %84.0g | Program Benef Code | 1 Unemployemnt allowance 2 Financial child support 3 School Transportation 4 Day Care Centre Foundation (SBEC) 5 Housing Program 6 Foundation for Mobilization and Development (SAO) 7 School Clothing/Uniform 8 Financial Assistance/Alivio (FB) 9 Financial Assistance - Disability Payment 10 Food For Kids (Child Feeding Program) 11 Scholarships and Allowance (School Fees) 12 Foundation for Productive Working Unities (Stichting Productive Werkeenheden - SPWE) 13Community Development Program (Gemeenschap sontwikkeling programma) 14 Elderly care 15 Youth Care 16 Construction of and House Repair 17 Others 97 NONE |
| q04_02_month_1 | byte | %24.0g | When did you enroll in [Q04_01_CODE] (Month)? | -1 Don't know (DO NOT READ) 1 January 2 February 3 March 4 April 5 May 6 June 7 July 8 August 9 September 10 October 11 November 12 December |
| q04_02_year_1 | int | %8.0g | When did you enroll in [Q04_01_CODE] (Year)? | |
| q04_02_amount_1 | double | %10.0g | How much did you receive from [Q04_01_CODE] in 6 last months? | |
| q04_02_pay_means_byte | | %8.0g | How did you receive that money from [Q04_01_CODE]? | 1 Deposit 2 Voucher 3 Cash |

Database file RT002 - Individuals

| Variable name | Type | Format | Label | Values |
|-----------------------|--------|--------|---|---|
| q04_01_code_2 | byte | %84.0g | Program Benef Code | 1 Unemployemnt allowance 2 Financial child support 3 School Transportation 4 Day Care Centre Foundation (SBEC) 5 Housing Program 6 Foundation for Mobilization and Development (SAO) 7 School Clothing/Uniform 8 Financial Assistance/Alivio (FB) 9 Financial Assistance - Disability Payment 10 Food For Kids (Child Feeding Program) 11 Scholarships and Allowance (School Fees) 12 Foundation for Productive Working Unities (Stichting Productive Werkeenheden - SPWE) 13 Community Development Program (Gemeenschap sontwikkeling programma) 14 Elderly care 15 Youth Care 16 Construction of and House Repair 17 Others 97NONE |
| q04_02_month_2 | byte | %24.0g | When did you enroll in [Q04_01_CODE] (Month)? | -1 Don't know (DO NOT READ) 1 January 2 February 3 March 4 April 5 May 6 June 7 July 8 August 9 September 10 October 11 November 12 December |
| q04_02_year_2 | int | %8.0g | When did you enroll in [Q04_01_CODE] (Year)? | |
| q04_02_amount_2 | double | %10.0g | How much did you receive from [Q04_01_CODE] in 6 last months? | |
| q04_02_pay_means_byte | | %8.0g | How did you receive that money from [Q04_01_CODE]? | |

Database file RT002 - Individuals

| Variable name | Type | Format | Label | Values |
|-----------------------|--------|--------|--|---|
| q04_01_code_3 | byte | %84.0g | Program Benef Code | 1 Unemployment allowance 2 Financial child support 3 School Transportation 4 Day Care Centre Foundation (SBEC) 5 Housing Program 6 Foundation for Mobilization and Development (SAO) 7 School Clothing/Uniform 8 Financial Assistance/Alivio (FB) 9 Financial Assistance - Disability Payment 10 Food For Kids (Child Feeding Program) 11 Scholarships and Allowance (School Fees) 12 Foundation for Productive Working Unities (Stichting Productive Werkeenheden - SPWE) 13 Community Development Program (Gemeenschap ontwikkeling programma) 14 Elderly care 15 Youth Care 16 Construction of and House Repair 17 Others 97 NONE |
| q04_02_month_3 | byte | %24.0g | When did you enroll in [Q04_01_CODE] (Month)? | |
| q04_02_year_3 | int | %8.0g | When did you enroll in [Q04_01_CODE] (Year)? | |
| q04_02_amount_3 | double | %10.0g | How much did you receive from [Q04_01_CODE] in 6 last months? | |
| q04_02_pay_means_byte | | %8.0g | How did you receive that money from [Q04_01_CODE]? | |
| q04_01_code_4 | byte | %84.0g | Program Benef Code | |
| q04_02_month_4 | byte | %24.0g | When did you enroll in [Q04_01_CODE] (Month)? | |
| q04_02_year_4 | int | %8.0g | When did you enroll in [Q04_01_CODE] (Year)? | |
| q04_02_amount_4 | double | %10.0g | How much did you receive from [Q04_01_CODE] in 6 last months? | |
| q04_02_pay_means_byte | | %8.0g | How did you receive that money from [Q04_01_CODE]? | |
| q04_03 | float | %9.0g | During the COVID-19 pandemic, did you start receiving monetary assistance...? | 1 YES 2 NO |
| q04_04a | float | %9.0g | Type of assistance. General child benefit (AKB) | |
| q04_04b | float | %9.0g | Type of assistance. General old age provision (AOV) | |
| q04_04c | float | %9.0g | Type of assistance. Retirees benefit | |
| q04_04d | float | %9.0g | Type of assistance. Financial assistance to people with disabilities | |
| q04_04e | float | %9.0g | Type of assistance. Financial assistance to socially weak households (FBHH) | |
| q04_04f | float | %9.0g | Type of assistance. Unemployment allowance | |
| q04_04g | float | %9.0g | Type of assistance. Social assistance benefit | |
| q04_04h | float | %9.0g | Type of assistance. SRD support for small payments in foreign currency program | |
| q04_04i | float | %9.0g | Type of assistance. Housing fund support program | |
| q04_04j | float | %9.0g | Type of assistance. NONE | |
| q18_01a | byte | %12.0g | In the last month, how often have you been upset because of something that happe | 0 Never 1 Almost Never 2 Sometimes 3 Fairly Often 4 Very Often |
| q18_01b | byte | %12.0g | In the last month, how often have you felt that you were unable to control the i | 0 Never 1 Almost Never 2 Sometimes 3 Fairly Often 4 Very Often |

Database file RT002 - Individuals

| Variable name | Type | Format | Label | Values |
|---------------|-------|--------|---|--|
| q18_01c | byte | %12.0g | In the last month, how often have you felt nervous and stressed? | 0 Never 1 Almost Never 2 Sometimes 3 Fairly Often 4 Very Often |
| q18_01d | byte | %12.0g | In the last month, how often have you felt confident about your ability to handle | 0 Never 1 Almost Never 2 Sometimes 3 Fairly Often 4 Very Often |
| q18_01e | byte | %12.0g | In the last month, how often have you felt that things were going your way? | 0 Never 1 Almost Never 2 Sometimes 3 Fairly Often 4 Very Often |
| q18_01f | byte | %12.0g | In the last month, how often have you found that you could not cope with all the | 0 Never 1 Almost Never 2 Sometimes 3 Fairly Often 4 Very Often |
| q18_01g | byte | %12.0g | In the last month, how often have you been able to control irritations in your l | 0 Never 1 Almost Never 2 Sometimes 3 Fairly Often 4 Very Often |
| q18_01h | byte | %12.0g | In the last month, how often have you felt that you were on top of things? | 0 Never 1 Almost Never 2 Sometimes 3 Fairly Often 4 Very Often |
| q18_01i | byte | %12.0g | In the last month, how often have you been angered because of things that were o | 0 Never 1 Almost Never 2 Sometimes 3 Fairly Often 4 Very Often |
| q18_01j | byte | %12.0g | In the last month, how often have you felt difficulties were piling up so high t | 0 Never 1 Almost Never 2 Sometimes 3 Fairly Often 4 Very Often |
| q05_01 | int | %8.0g | What is you weight? Kg | |
| q05_02 | int | %8.0g | What is your height? Centimeters | |
| q05_03a | float | %9.0g | Do you usually... attend a gym at least once per week | |
| q05_03b | float | %9.0g | Do you usually... engage in a sport game at least once per week | |
| q05_03c | float | %9.0g | Do you usually... go jogging at least once per week | |
| q05_03d | float | %9.0g | Do you usually... Ride with a riding club/ group at least once per week | |
| q05_03e | float | %9.0g | Do you usually... take regular walks at least 3 days per week | |
| q05_03f | float | %9.0g | Do you usually... Oher physical activity | |
| q05_03g | float | %9.0g | Do you usually practice any of the following sport physical activities? NONE | |
| q05_03_1 | int | %8.0g | How many hours per week do you practice this/ these physical activity/es in total | |
| q05_03_2 | byte | %8.0g | In a typical week, on how many days do you eat fruit? DAYS | |

Database file RT002 - Individuals

| Variable name | Type | Format | Label | Values |
|---------------|-------|--------|---|---------------|
| q05_03_3 | byte | %8.0g | How many servings of fruit do you eat on one of those days? | |
| q05_03_4 | byte | %8.0g | In a typical week, on how many days do you eat vegetables? | |
| q05_03_5 | byte | %8.0g | How many servings of vegetables do you eat on one of those days? Number of servings | |
| q05_04 | byte | %8.0g | Do you get a general medical checkup at least once a year? | 1 YES 2 NO |
| q05_05 | byte | %8.0g | Do you get a dental checkup at least once a year? | 1 YES 2 NO |
| q05_06a | float | %9.0g | Do you suffer from any of the following conditions? Diabetes | |
| q05_06b | float | %9.0g | Do you suffer from any of the following conditions? High blood pressure | |
| q05_06c | float | %9.0g | Do you suffer from any of the following conditions? Heart condition | |
| q05_06d | float | %9.0g | Do you suffer from any of the following conditions? Cervical cancer | |
| q05_06e | float | %9.0g | Do you suffer from any of the following conditions? Asthma | |
| q05_06f | float | %9.0g | Do you suffer from any of the following conditions? Arthritis | |
| q05_06g | float | %9.0g | Do you suffer from any of the following conditions? Breast cancer | |
| q05_06h | float | %9.0g | Do you suffer from any of the following conditions? Prostate cancer | |
| q05_06i | float | %9.0g | Do you suffer from any of the following conditions? Other type of cancer | |
| q05_06j | float | %9.0g | Do you suffer from any of the following conditions? NONE | |
| q05_07a | float | %9.0g | Do you have any of the following disabilities? Speech | |
| q05_07b | float | %9.0g | Do you have any of the following disabilities? Sight (partial or total blindness) | |
| q05_07c | float | %9.0g | Do you have any of the following disabilities? Hearing | |
| q05_07d | float | %9.0g | Do you have any of the following disabilities? Physical | |
| q05_07e | float | %9.0g | Do you have any of the following disabilities? NONE | |
| q05_08a | float | %9.0g | Did you suffer any of the following diseases in the past 3 months? Diarrhea | |
| q05_08b | float | %9.0g | Did you suffer any of the following diseases in the past 3 months? Angina | |
| q05_08c | float | %9.0g | Did you suffer any of the following diseases in the past 3 months? Bronchitis | |
| q05_08d | float | %9.0g | Did you suffer any of the following diseases in the past 3 months? Pneumonia | |
| q05_08e | float | %9.0g | Did you suffer any of the following diseases in the past 3 months? Flu | |
| q05_08f | float | %9.0g | Did you suffer any of the following diseases in the past 3 months? Dengue fever | |
| q05_08g | float | %9.0g | Did you suffer any of the following diseases in the past 3 months? Zika | |
| q05_08h | float | %9.0g | Did you suffer any of the following diseases in the past 3 months? Chikungunya | |
| q05_08i | float | %9.0g | Did you suffer any of the following diseases in the past 3 months? NONE | |
| q05_09a | float | %9.0g | Have you ever contracted one of the following diseases? Dengue fever | |

Database file RT002 - Individuals

| Variable name | Type | Format | Label | Values |
|---------------|-------|--------|---|---|
| q05_09b | float | %9.0g | Have you ever contracted one of the following diseases? Zika | |
| q05_09c | float | %9.0g | Have you ever contracted one of the following diseases? Chikungunya | |
| q05_09d | float | %9.0g | Have you ever contracted one of the following diseases? Malaria | |
| q05_09e | float | %9.0g | Have you ever contracted one of the following diseases? Leptospirosis | |
| q05_09f | float | %9.0g | Have you ever contracted one of the following diseases? COVID-19 | |
| q05_09g | float | %9.0g | Have you ever contracted one of the following diseases? NONE | |
| q05_10 | byte | %23.0g | During the past 3 months were you unable to carry on your usual activities at least for 1 day because of illness or injury? | 1 Yes, only illness 2 Yes, only injury 3 Yes, illness and injury 4 No |
| q05_11 | byte | %8.0g | For how many days during the past 3 months were you unable to carry on your usual activities because of illness or injury? | |
| q05_12 | byte | %8.0g | How many of these were missed days of work without pay (within the past 3 months? | |
| q05_13 | int | %8.0g | How many minutes does it take you to get from here to the health facility you visit most frequently? | |
| q05_14 | byte | %27.0g | When was the last time you visited a health practitioner? | 1 3 or less months ago 2 Between 4 and 6 months ago 3 Between 7 and 12 months ago 4 Over 12 months ago |
| q05_15 | byte | %58.0g | Where was your LAST visit to a medical practitioner made? | 1 AZP, MMC, LH, Diakonessen Huis, RKZ 2 RGD 3 Private clinic 4 MZ 5 Private dentist 6 Alternative medicine (Bonuman, pandiet, acupuncture, etc.) 7 Hospital abroad 8 Other 9 Wanica hospital 10 Marowijne hospital |
| q05_16a | byte | %8.0g | How long did you have to wait at this place before being assisted? HOURS | |
| q05_16b | byte | %8.0g | How long did you have to wait at this place before being assisted? MINUTES | |
| q05_17 | byte | %34.0g | How satisfied were you with the attention/ treatment received? | 1 Very satisfied 2 Satisfied 3 Neither satisfied nor dissatisfied 4 Dissatisfied 5 Very dissatisfied |
| q05_18a | float | %9.0g | Why were you not satisfied? Drugs not available | |
| q05_18b | float | %9.0g | Why were you not satisfied? Attitude of staff | |
| q05_18c | float | %9.0g | Why were you not satisfied? Long waiting time | |
| q05_18d | float | %9.0g | Why were you not satisfied? Equipment not available or operational | |
| q05_18e | float | %9.0g | Why were you not satisfied? No Doctor/Trained staff available | |
| q05_18f | float | %9.0g | Why were you not satisfied? Too many revisits | |
| q05_18g | float | %9.0g | Why were you not satisfied? Other | |
| q05_19 | int | %8.0g | How many nights, if any, during the past 12 months did you spend in a public/ private hospital? | |

Database file RT002 - Individuals

| Variable name | Type | Format | Label | Values |
|------------------|--------|--------|---|---|
| q05_19a | byte | %14.0g | Have you been vaccinated against COVID-19? | 1 Yes, one dose 2 Yes, two doses 3 No |
| q05_19b | byte | %8.0g | Do you plan to get vaccinated to prevent COVID-19? | 1 Yes 2 No 3 Not sure |
| q05_19c | byte | %69.0g | What is the main reason you do not plan to or are not sure you will be vaccinated? | 1 I do not think they are effective, that they work 2 I don't think it's safe, because of the side effects 3 I am not at risk of getting covid-19 4 I am concerned of being infected with COVID-19 at the health facility 5 Health center too far or hard to reach 6 I don't have time to go to get vaccinated 7 I already had covid-19 / I no longer need it 8 I am against vaccines in general 9 Religious reasons Other (specify) |
| q05_19c_ot | str60 | %60s | What is the main reason you do not plan to or are not sure you will be vaccinated? | |
| q05_20 | byte | %8.0g | Did you buy private medical services for yourself during the past 30 days? | 1 Yes 2 No |
| q05_21 | double | %10.0g | How much did you spend out of your pocket for these private medical services for yourself in the past 30 days? | |
| q05_22 | byte | %8.0g | Did you buy other medical care services for yourself during the past 30 days? | 1 Yes 2 No |
| q05_23 | double | %10.0g | How much did you spend out of your pocket for these other medical care services for yourself in the past 30 days? | |
| q05_24 | byte | %8.0g | Did you buy other medical products for yourself during the past 30 days? | 1 Yes 2 No |
| q05_25 | double | %10.0g | How much did you spend out of your pocket for these other medical products for yourself in the past 30 days? | |
| q05_26 | byte | %8.0g | Did you buy medicines for yourself during the past 30 days? | 1 Yes 2 No |
| q05_27 | byte | %8.0g | Did you obtain these medicines at a private or at a public pharmacy/place? | 1 Private 2 Public 3 Both |
| q05_28 | double | %10.0g | How much did you spend out of your pocket for medicines for yourself at a private or public source in the past 30 days? | |
| q05_29 | byte | %8.0g | Do you have private insurance? | 1 Yes 2 No |
| q05_30 | byte | %8.0g | Do you have Basic Health Insurance (BZV)? | 1 Yes 2 No |
| q05_31 | byte | %8.0g | Do you pay anything for the Basic Health Insurance (BZV)? | 1 Yes 2 No |
| q06_01 | byte | %8.0g | Do you get gynaecological checkups at least once a year? | 1 Yes 2 No |
| q06_02 | byte | %8.0g | Have you ever given birth to a child who was born alive? | 1 Yes 2 No |
| q06_03_num_child | byte | %8.0g | How many children born alive have you had? | |
| q06_04 | byte | %8.0g | How many of them are alive now? | |
| q06_05_order_1 | byte | %8.0g | Child Order | |
| q06_05_sex_1 | byte | %8.0g | What is the sex of your [Q06_03_CODE] child, whether is now alive or not? | 1 Male 2 Female |

Database file RT002 - Individuals

| Variable name | Type | Format | Label | Values |
|----------------|------|--------|---|--|
| q06_05_day_1 | byte | %8.0g | What is the date of birth of your [Q06_03_CODE] child, whether is now alive or not? | |
| q06_05_month_1 | byte | %24.0g | What is the date of birth of your [Q06_03_CODE] child, whether is now alive or not? | -1 Don't know (DO NOT READ) 1 January 2 February 3 March 4 April 5 May 6 June 7 July 8 August 9 September 10 October 11 November 12 December |
| q06_05_year_1 | int | %8.0g | What is the date of birth of your [Q06_03_CODE] child, whether is now alive or | |
| q06_05_order_2 | byte | %8.0g | Child Order | |
| q06_05_sex_2 | byte | %8.0g | What is the sex of your [Q06_03_CODE] child, whether is now alive or not? | |
| q06_05_day_2 | byte | %8.0g | What is the date of birth of your [Q06_03_CODE] child, whether is now alive or not? | |
| q06_05_month_2 | byte | %24.0g | What is the date of birth of your [Q06_03_CODE] child, whether is now alive or not? | |
| q06_05_year_2 | int | %8.0g | What is the date of birth of your [Q06_03_CODE] child, whether is now alive or not? | |
| q06_05_order_3 | byte | %8.0g | Child Order | |
| q06_05_sex_3 | byte | %8.0g | What is the sex of your [Q06_03_CODE] child, whether is now alive or not? | 1 Male 2 Female |
| q06_05_day_3 | byte | %8.0g | What is the date of birth of your [Q06_03_CODE] child, whether is now alive or not? | |
| q06_05_month_3 | byte | %24.0g | What is the date of birth of your [Q06_03_CODE] child, whether is now alive or | |
| q06_05_year_3 | int | %8.0g | What is the date of birth of your [Q06_03_CODE] child, whether is now alive or | |
| q06_05_order_4 | byte | %8.0g | Child Order | |
| q06_05_sex_4 | byte | %8.0g | What is the sex of your [Q06_03_CODE] child, whether is now alive or not? | 1 Male 2 Female |
| q06_05_day_4 | byte | %8.0g | What is the date of birth of your [Q06_03_CODE] child, whether is now alive or | |
| q06_05_month_4 | byte | %24.0g | What is the date of birth of your [Q06_03_CODE] child, whether is now alive or not? | |
| q06_05_year_4 | int | %8.0g | What is the date of birth of your [Q06_03_CODE] child, whether is now alive or not? | |
| q06_05_order_5 | byte | %8.0g | Child Order | |
| q06_05_sex_5 | byte | %8.0g | What is the sex of your [Q06_03_CODE] child, whether is now alive or not? | 1 Male 2 Female |
| q06_05_day_5 | byte | %8.0g | What is the date of birth of your [Q06_03_CODE] child, whether is now alive or | |
| q06_05_month_5 | byte | %24.0g | What is the date of birth of your [Q06_03_CODE] child, whether is now alive or | |
| q06_05_year_5 | int | %8.0g | What is the date of birth of your [Q06_03_CODE] child, whether is now alive or not? | |
| q06_05_order_6 | byte | %8.0g | Child Order | |
| q06_05_sex_6 | byte | %8.0g | What is the sex of your [Q06_03_CODE] child, whether is now alive or not? | 1 Male 2 Female |
| q06_05_day_6 | byte | %8.0g | What is the date of birth of your [Q06_03_CODE] child, whether is now alive or | |

Database file RT002 - Individuals

| Variable name | Type | Format | Label | Values |
|-----------------|------|--------|---|---|
| q06_05_month_6 | byte | %24.0g | What is the date of birth of your [Q06_03_CODE] child, whether is now alive or | |
| q06_05_year_6 | int | %8.0g | What is the date of birth of your [Q06_03_CODE] child, whether is now alive or | |
| q06_05_order_7 | byte | %8.0g | Child Order | |
| q06_05_sex_7 | byte | %8.0g | What is the sex of your [Q06_03_CODE] child, whether is now alive or not? | 1 Male 2 Female |
| q06_05_day_7 | byte | %8.0g | What is the date of birth of your [Q06_03_CODE] child, whether is now alive or | |
| q06_05_month_7 | byte | %24.0g | What is the date of birth of your [Q06_03_CODE] child, whether is now alive or | |
| q06_05_year_7 | int | %8.0g | What is the date of birth of your [Q06_03_CODE] child, whether is now alive or | |
| q06_05_order_8 | byte | %8.0g | Child Order | |
| q06_05_sex_8 | byte | %8.0g | What is the sex of your [Q06_03_CODE] child, whether is now alive or not? | 1 Male 2 Female |
| q06_05_day_8 | byte | %8.0g | What is the date of birth of your [Q06_03_CODE] child, whether is now alive or | |
| q06_05_month_8 | byte | %9.0g | What is the date of birth of your [Q06_03_CODE] child, whether is now alive or | |
| q06_05_year_8 | int | %8.0g | What is the date of birth of your [Q06_03_CODE] child, whether is now alive or | |
| q06_05_order_9 | byte | %8.0g | Child Order | |
| q06_05_sex_9 | byte | %8.0g | What is the sex of your [Q06_03_CODE] child, whether is now alive or not? | 1 Male 2 Female |
| q06_05_day_9 | byte | %8.0g | What is the date of birth of your [Q06_03_CODE] child, whether is now alive or | |
| q06_05_month_9 | byte | %24.0g | What is the date of birth of your [Q06_03_CODE] child, whether is now alive or | |
| q06_05_year_9 | int | %8.0g | What is the date of birth of your [Q06_03_CODE] child, whether is now alive or | |
| q06_05_order_10 | byte | %8.0g | Child Order | |
| q06_05_sex_10 | byte | %8.0g | What is the sex of your [Q06_03_CODE] child, whether is now alive or not? | 1 Male 2 Female |
| q06_05_day_10 | byte | %8.0g | What is the date of birth of your [Q06_03_CODE] child, whether is now alive or not? | |
| q06_05_month_10 | byte | %24.0g | What is the date of birth of your [Q06_03_CODE] child, whether is now alive or not? | |
| q06_05_year_10 | int | %8.0g | What is the date of birth of your [Q06_03_CODE] child, whether is now alive or not? | |
| q06_06 | byte | %8.0g | When pregnant with your last child, did you attend prenatal consultations at a healthcare facility? | 1 Yes 2 No |
| q06_07 | byte | %70.0g | Where did you first attend prenatal consultations when you were pregnant with yo | 1 AZP, SZN, LH, DH, RKZ 2 RGD 3 Private clinic 4 MZ 5 Place of alternative medicine (dresiman, acupuncturist, pandiet, etc.) 6 Hospital abroad |
| q06_08 | byte | %8.0g | At what month of pregnancy did you go for your first visit when pregnant with your last child? | |
| q06_09 | byte | %10.0g | Did you receive the thetanus vaccine when pregnant with your last child? | 1 Yes 2 No 9 Don't know |

Database file RT002 - Individuals

| Variable name | Type | Format | Label | Values |
|---------------|--------|--------|---|--|
| q06_10 | byte | %22.0g | Where did you give birth to your last child? | 1 AZP, SZN, LH, RKZ, DH 2 RGD 3 Private clinic 4 MZ 5 Hospital/clinic abroad 6 At home 7 Other |
| q06_11 | byte | %26.0g | Who mainly assisted you during the delivery of your last child? | 1 Doctor 2 Nurse 3 Midwife 4 Neighbors 5 Household member/ relative 6 Other |
| q07_03 | byte | %8.0g | Does [NAME]'s mother live in the household? | 1 Yes 2 No |
| q07_04 | double | %10.0g | Individual ID code of mother | |
| q07_05 | byte | %8.0g | Does [NAME]'s father live in the household? | 1 Yes 2 No |
| q07_06 | double | %10.0g | Individual ID code of father | |
| q07_07 | byte | %8.0g | Do this child receive any monetary support from outside of the household? | |
| q07_08 | byte | %22.0g | What is the form of this support? | 1 Government grant 2 Maintenance or alimony |
| q07_09a | float | %9.0g | In the past 30 days, (...) read to or shown the child books | |
| q07_09b | float | %9.0g | In the past 30 days, (...) told stories to the child | |
| q07_09c | float | %9.0g | In the past 30 days, (...) sung songs with the child | |
| q07_09d | float | %9.0g | In the past 30 days, (...) played games with the child | |
| q07_09e | float | %9.0g | In the past 30 days, (...) spent time with the child counting, drawing or naming | |
| q07_09f | float | %9.0g | In the past 30 days, (...) took the child on a special activity | |
| q07_09g | float | %9.0g | In the past 30 days, (...) NONE | |
| q07_10a | float | %9.0g | Has (...) toys that teach colours, shapes and sizes | |
| q07_10b | float | %9.0g | Has (...) toys or games which help teach numbers | |
| q07_10c | float | %9.0g | Has (...) toys/games requiring fine movements (building blocks, legos) | |
| q07_10d | float | %9.0g | Has (...) books (other than school books) | |
| q07_10e | float | %9.0g | Has (...) toy or real musical instruments | |
| q07_10f | float | %9.0g | Has (...) access to electronic games (playstation, computer, cell phones, tablet) | |
| q07_10g | float | %9.0g | Has (...) toys or books about science or making rhings (STEM) | |
| q07_10h | float | %9.0g | Has (...) NONE | |
| q07_11a | float | %9.0g | In the past 30 days, disciplined method used, slapping/hitting with hands | |
| q07_11b | float | %9.0g | In the past 30 days, disciplined method used, beating with an implement (belt, s | |
| q07_11c | float | %9.0g | In the past 30 days, disciplined method used, quarrelling/shouting | |
| q07_11d | float | %9.0g | In the past 30 days, disciplined method used, removing privileges (e.g. TV, favo | |
| q07_11e | float | %9.0g | In the past 30 days, disciplined method used, denying food | |
| q07_11f | float | %9.0g | In the past 30 days, disciplined method used, time out (put in room/corner) | |
| q07_11g | float | %9.0g | In the past 30 days, disciplined method used, talking about why an action was wr | |

Database file RT002 - Individuals

| Variable name | Type | Format | Label | Values |
|---------------|-------|--------|---|---|
| q07_11h | float | %9.0g | In the past 30 days, disciplined method used, swearing/cursing at the child | |
| q07_11i | float | %9.0g | In the past 30 days, disciplined method used, pinching the child | |
| q07_11j | float | %9.0g | In the past 30 days, disciplined method used, ignoring the child | |
| q07_11k | float | %9.0g | In the past 30 days, disciplined method used, reasoning | |
| q07_11l | float | %9.0g | In the past 30 days, disciplined method used, NONE | |
| q07_12 | byte | %8.0g | How many children are there in [NAME]'s class? | |
| q07_13a | float | %9.0g | Is there a safe place to play within your community? Own yard | |
| q07_13b | float | %9.0g | Is there a safe place to play within your community? Playground | |
| q07_13c | float | %9.0g | Is there a safe place to play within your community? Community centre | |
| q07_13d | float | %9.0g | Is there a safe place to play within your community? Other | |
| q07_13e | float | %9.0g | Is there a safe place to play within your community? NONE | |
| q07_14 | byte | %8.0g | Has [NAME] witnessed any type of violence within the community in the last 12 months? | 1 Yes 2 No |
| q07_15 | byte | %8.0g | Has [NAME] witnessed any type of violence at home in the last 12 months? | 1 Yes 2 No |
| q07_16 | byte | %70.0g | Where was [NAME] born? | 1 AZP, SZN, LH, Diakonessen Huis, RKZ 2 RGD 3 Private clinic 4 MZ 5 Place of alternative medicine (dresiman, acupuncturist, pandiet, etc.) 6 Hospital abroad |
| q07_17 | byte | %23.0g | Who MAINLY assisted his/her delivery? | 1 Doctor 2 Nurse 3 Midwife 4 Neighbors 5 Household/family member 6 Other |
| q07_18 | int | %8.0g | What was the weight of [NAME] at birth? | |
| q07_19 | byte | %8.0g | In the past two weeks, has this child had running belly (diarrhea) ie. three or | 1 Yes 2 No |
| q07_20a | byte | %8.0g | How many time has [NAME] been vaccinated for? HEPATITIS B | |
| q07_20b | byte | %8.0g | How many time has [NAME] been vaccinated for? PENTAVALENT | |
| q07_20c | byte | %8.0g | How many time has [NAME] been vaccinated for? OPV | |
| q07_20d | byte | %8.0g | How many time has [NAME] been vaccinated for? BMR | |
| q07_20e | byte | %8.0g | How many time has [NAME] been vaccinated for? GK | |
| q07_20f | byte | %8.0g | How many time has [NAME] been vaccinated for? DT | |
| q07_20g | byte | %8.0g | How many time has [NAME] been vaccinated for? DKT | |
| q07_21 | byte | %8.0g | Was the immunization card seen for ... | 1 Yes 2 No |
| q07_22a | float | %9.0g | (...) symptoms to be taken to the doctor. Child not able to drink or breastfeed | |

Database file RT002 - Individuals

| Variable name | Type | Format | Label | Values |
|---------------|--------|--------|--|---|
| q07_22b | float | %9.0g | (...) symptoms to be taken to the doctor. Child develops a fever | |
| q07_22c | float | %9.0g | (...) symptoms to be taken to the doctor. Child has fast/difficult breathing | |
| q07_22d | float | %9.0g | (...) symptoms to be taken to the doctor. Child has blood in stool | |
| q07_22e | float | %9.0g | (...) symptoms to be taken to the doctor. Vomiting | |
| q07_22f | float | %9.0g | (...) symptoms to be taken to the doctor. Diarrhea | |
| q07_23 | byte | %8.0g | During the past 30 days, did [NAME] do any kind of work for somebody who is not a member of this household? | 1 Yes 2 No |
| q07_24 | byte | %8.0g | Was s/he paid for this work (either in cash or in kind)? | 1 Yes 2 No |
| q07_25 | byte | %8.0g | During the past 30 days, about how many days did [NAME] work for somebody who is not a member of this household? | |
| q07_26 | byte | %8.0g | During the past 30 days, did [NAME] do any paid or unpaid work in a family agricultural business or in a family non-agricultural business, or any other work on his/her own? | 1 Yes 2 No |
| q07_27 | byte | %8.0g | During the past 30 days, about how many days did [NAME] work for his/her family or for himself/herself? | |
| q07_28 | byte | %8.0g | During the past 30 days, did [NAME] help with household chores such as shopping, | 1 Yes 2 No |
| q07_29 | byte | %8.0g | During the past 30 days, about how many days did s/he do these chores? | |
| q08_01 | byte | %8.0g | In the past 12 months have you been a victim of crime? | 1 Yes 2 No |
| q08_02 | byte | %18.0g | Describe the nature of the most important crime | 1 Theft of vehicle 2 Theft from vehicle 3 Burglary 4 Attempted burglary 5 Robbery 6 Assault 7 Sexual offence 8 Other |
| q08_02_a1 | byte | %8.0g | How many times were you a victim of the following crimes in the past 12 months? | |
| q08_02_a2 | byte | %8.0g | How many times were you a victim of the following crimes in the past 12 months? | |
| q08_02_a3 | byte | %8.0g | How many times were you a victim of the following crimes in the past 12 months? | |
| q08_02_a4 | byte | %8.0g | How many times were you a victim of the following crimes in the past 12 months? | |
| q08_02_a5 | byte | %8.0g | How many times were you a victim of the following crimes in the past 12 months? | |
| q08_02_a6 | byte | %8.0g | How many times were you a victim of the following crimes in the past 12 months? | |
| q08_02_a7 | byte | %8.0g | How many times were you a victim of the following crimes in the past 12 months? | |
| q08_07 | byte | %8.0g | Are you more fearful of being victim of crime than you were two years ago? | 1 Yes 2 No |
| q09_01 | byte | %8.0g | Did you do any work in the past 12 months? | 1 Yes 2 No |
| q09_02_jobs | byte | %8.0g | Number of Jobs | |
| q09_02_code_1 | byte | %8.0g | Job Code | |
| q09_02_desc_1 | str100 | %100s | Job description | |

Database file RT002 - Individuals

| Variable name | Type | Format | Label | Values |
|-----------------|--------|--------|---|---|
| q09_03_month_1 | byte | %8.0g | How many months did you do [Q09_02_CODE], in the past 12 months? | |
| q09_02_days_1 | byte | %8.0g | In those months working in [Q09_02_CODE], how many days per month on average? | |
| q09_05_status_1 | byte | %33.0g | What was your employment status in [Q09_02_CODE]? | 1 Employer (with employees) 2 Self-employed (with no employees) 3 Contributing family worker 4 Employee |
| q09_02_code_2 | byte | %8.0g | Job Code | |
| q09_02_desc_2 | str100 | %100s | Job description | |
| q09_03_month_2 | byte | %8.0g | How many months did you do [Q09_02_CODE], in the past 12 months? | |
| q09_02_days_2 | byte | %8.0g | In those months working in [Q09_02_CODE], how many days per month on average? | |
| q09_05_status_2 | byte | %33.0g | What was your employment status in [Q09_02_CODE]? | 1 Employer (with employees) 2 Self-employed (with no employees) 3 Contributing family worker 4 Employee |
| q09_02_code_3 | byte | %8.0g | Job Code | |
| q09_02_desc_3 | str100 | %100s | Job description | |
| q09_03_month_3 | byte | %8.0g | How many months did you do [Q09_02_CODE], in the past 12 months? | |
| q09_02_days_3 | byte | %8.0g | In those months working in [Q09_02_CODE], how many days per month on average? | |
| q09_05_status_3 | byte | %33.0g | What was your employment status in [Q09_02_CODE]? | 1 Employer (with employees) 2 Self-employed (with no employees) 3 Contributing family worker 4 Employee |
| q09_06 | byte | %8.0g | Did you work for at least one hour in the last 7 days? Do not count household chores | 1 Yes 2 No |
| q09_07 | byte | %8.0g | In the last 7 days did you prepare something to sell or helped to work for family gain in a family agricultural or non-agricultural activity? | 1 Yes 2 No |
| q09_08 | byte | %8.0g | Even if you did not work in the last 7 days, did you have a job or an enterprise | 1 Yes 2 No |
| q09_09 | byte | %8.0g | Do you currently have more than one job? | 1 Yes 2 No |
| q09_10 | int | %33.0g | Talking about your current main job/ business (the one that takes more time), what is your employment status in this job/business? RO | 1 Employer (with employees) 2 Self-employed (with no employees) 3 Contributing family worker 4 Government employee 5 Private employee 6 Intern/Apprentice 7 Other |
| q09_11_2 | byte | %25.0g | Is this business registered at any of the following? (Check all that apply) | 1 Chamber of Commerce (KKF) 2 Tax authorities |
| q09_11a | float | %9.0g | Is this business registered at KKF or with tax authorities. Chamber of Commerce | |
| q09_11b | float | %9.0g | Is this business registered at KKF or with tax authorities. Tax authorities | |
| q09_11c | float | %9.0g | Is this business registered at KKF or with tax authorities. NONE | |
| q09_12a | float | %9.0g | Does this business operate from... At home | |
| q09_12b | float | %9.0g | Does this business operate from... Other fixed location | |
| q09_12c | float | %9.0g | Does this business operate from... Mobile business | |

Database file RT002 - Individuals

| Variable name | Type | Format | Label | Values |
|---------------|--------|--------|--|--|
| q09_13 | byte | %93.0g | Do you keep any kind of accounting records for this business? | 1 Yes, detailed formal accounts for tax purposes (balance statements, purchase and sales books) 2 Yes, simplified accounting process NOT for tax purposes 3 Yes, just personal records (informal records) 4 No, no type of accounting |
| q09_14 | byte | %18.0g | How many persons including yourself work approximately at the place/ establishment | 1 Only 1 person 2 2 to 4 persons 3 5 to 9 persons 4 10 to 49 persons 5 50 or more persons |
| q09_15 | byte | %38.0g | What type of contract do you have in your main job? | 1 Written contract for no specified time 2 Written contract for limited time 3 No contract |
| q09_16a | float | %9.0g | Which benefits do you receive from your employer... Pension or retirement fund | |
| q09_16b | float | %9.0g | Which benefits do you receive from your employer... Maternity leave (only for fe | |
| q09_16c | float | %9.0g | Which benefits do you receive from your employer... Paid sick leave | |
| q09_16d | float | %9.0g | Which benefits do you receive from your employer... Day care facilities | |
| q09_16e | float | %9.0g | Which benefits do you receive from your employer... Protection equipment/clothes | |
| q09_16f | float | %9.0g | Which benefits do you receive from your employer... Transport/subsidized food fa | |
| q09_16g | float | %9.0g | Which benefits do you receive from your employer... Medical insurance | |
| q09_16h | float | %9.0g | Which benefits do you receive from your employer... Parental leave (only for mal | |
| q09_16i | float | %9.0g | Which benefits do you receive from your employer... NONE | |
| q09_17 | str200 | %200s | What is your occupation in your main job/ business? | |
| q09_18 | str200 | %200s | What are your main activities or duties in this job? Describe as clearly as possible | |
| q09_19 | double | %50.0g | Occupation code | 1 Managers 2 Professionals 3 Technicians and Associate Professionals 4 Clerical Support Workers 5 Services and Sales Workers 6 Skilled Agricultural, Forestry and Fishery Workers 7 Craft and Related Trades Workers 8 Plant and Machine Operators and Assemblers 9 Elementary Occupations 10 Armed Forces Occupations, other ranks |
| q09_20 | str200 | %200s | What kind of goods are produced or services provided at the place/ establishment where you work? | |

Database file RT002 - Individuals

| Variable name | Type | Format | Label | Values |
|---------------|--------|--------|---|---|
| q09_21 | double | %76.0g | Industry code | 1 Wholesale & retail (trade) 2 Public administration, defense 3 Construction 4 Education 5 Human health and social work activities 6 Manufacturing 7 Accommodation & food service activities 8 Activities of households as employers 9 Transportation & storage 10 Mining and quarrying 11 Administrative and support service activities 12 Agriculture, forestry & fishing 13 Water supply, sewerage, waste management, electricity, gas, air conditioning 96 Other |
| q09_22 | byte | %16.0g | How long have you been working in this job/ business until now? | 1 Less than 1 year 2 1 to 4 years 3 5 to 9 years 4 10 years or over |
| q09_23a | byte | %8.0g | How many hours did you actually work in the last... monday | |
| q09_23b | byte | %8.0g | How many hours did you actually work in the last... tuesday | |
| q09_23c | byte | %8.0g | How many hours did you actually work in the last... wednesday | |
| q09_23d | byte | %8.0g | How many hours did you actually work in the last... thursday | |
| q09_23e | byte | %8.0g | How many hours did you actually work in the last... friday | |
| q09_23f | byte | %8.0g | How many hours did you actually work in the last... saturday | |
| q09_23g | byte | %8.0g | How many hours did you actually work in the last... sunday | |
| q09_23h | byte | %8.0g | How many hours did you actually work in the last 7 days... total | |
| q09_24 | byte | %42.0g | What is the main reason why you worked less than 40 hours in the last 7 days? | 1 Own illness/injury 2 Illness/Injury of another household member 3 Holiday/Vacation 4 It is only a part-time job 5 Personal/ family responsibilities 6 In school/training 7 Strike/lock out 8 Job ended in reference week 9 Firm not getting enough work 10 Times allocated by employer 11 Could not find more work 12 Maternity 13 Climate conditions 14 Other 15 COVID-19 pandemic |
| q09_25 | byte | %8.0g | Did you want to work more hours in the last 7 days? | 1 Yes 2 No |
| q09_26 | byte | %8.0g | In the last 7 days were you available to work more hours in your current job or | 1 Yes 2 No |
| q09_27 | byte | %10.0g | How many hours per week do you usually work, considering all your jobs? | 1 10 or less 2 11 to 20 3 21 to 40 4 Over 40 |

Database file RT002 - Individuals

| Variable name | Type | Format | Label | Values |
|---------------|------|--------|--|--|
| q09_28 | byte | %24.0g | What was the main reason why you did not work in the last 7 days? | 1 No work available 2 Seasonal inactivity 3 Student and do not work 4 Household/ family duties 5 Retired 6 Disabled 7 Other 8 Cannot find a job 9 Did not want to work |
| q09_29 | byte | %8.0g | Have you been looking for work in any way in the past 30 days? | 1 Yes 2 No |
| q09_30 | byte | %32.0g | What is the main reason why you did not seek work or do anything to earn income | 1 Temporary illness 2 Long term illness 3 Did not want to work 4 Awaiting results of applications 5 Knew of no vacancy 6 Discouraged/ no work available 7 Caring for someone 8 Maternity 9 Already retired 10 Other 11 Household duties 12 Student & do not work 13 Fear of COVID-19 |
| q09_31 | byte | %8.0g | If you had been offered a job choice or had an opportunity to work in the past 7 | 1 Yes 2 No |
| q09_32 | byte | %36.0g | In what kind of job are you looking for work? | 1 Manager 2 Professional 3 Technician/ Associate Professional 4 Clerical support worker 5 Service and sales worker 6 Skilled agricultural/ fishery worker 7 Craft and related trades worker 8 Plant and machine operator 9 Elementary occupation 10 Public 11 Other |
| q09_33 | byte | %26.0g | What is the main source you use in looking for work? | 1 Ministry of Labour 2 Private recruitment agency 3 Newspapers 4 Internet 5 Family or friends 6 Word of mouth 7 Other |
| q09_34 | byte | %18.0g | When did you last work? | 1 Never worked 2 1 to 3 months ago 3 4 to 6 months ago 4 7 to 12 months ago 5 Over 12 months ago |

Database file RT002 - Individuals

| Variable name | Type | Format | Label | Values |
|---------------|-------|--------|--|---|
| q09_35 | byte | %25.0g | What was the main reason why you left/finished your last job? | 1 New job 2 Fired 3 Illness/Injury 4 Retired 5 To return to school 6 Retrenched/Laid off 7 End of temporary contract 8 Seasonal job 9 No more work available 10 Wages too low 11 Keeping house 12 Sexual Harassment 13 Maternity 14 Did not want to work 15 Other |
| q09_36a | float | %9.0g | Have you contributed to the pension schemes in the las 6m. AOV | |
| q09_36b | float | %9.0g | Have you contributed to the pension schemes in the las 6m. General Pension Fund | |
| q09_36c | float | %9.0g | Have you contributed to the pension schemes in the las 6m. Civil service pension | |
| q09_36d | float | %9.0g | Have you contributed to the pension schemes in the las 6m. Pension from private | |
| q09_36e | float | %9.0g | Have you contributed to the pension schemes in the las 6m. Voluntary private pen | |
| q09_36f | float | %9.0g | Have you contributed to the following pension schemes in the las 6m. NONE | |
| q09_37 | byte | %32.0g | What is the main reason why you have not contributed to the the following? (Chec | 1 Did not know about it 2 Did not know how to contribute 3 Benefit too small 4 Opted to save independently 5 Already paying in another scheme 6 Do not earn enough money to pay 7 Already retired 8 Other |
| q09_37a | byte | %8.0g | Before the start of the COVID-19 pandemic, i.e. before March 2020, were you working as an employee? | 1 Yes 2 No |
| q09_37b | byte | %8.0g | Before the start of the pandemic, i.e. before March 2020, were you running a business or worked self-employed? E.g taxi ownwer, shop, farm, etc. | 1 Yes 2 No |
| q09_37c | byte | %8.0g | And at some point during the pandemic did you loose this job? | 1 Yes 2 No |
| q09_37d | byte | %8.0g | At some point during the pandemic did you have to take unpaid leave? | 1 Yes 2 No |
| q09_37e | byte | %8.0g | At some point during the COVID-19 pandemic did you have to close this business p | 1 Yes 2 No |
| q09_37f | byte | %8.0g | And at some point during the pandemic did you have to suspend activities temporarily? | 1 Yes 2 No |
| q09_37g | byte | %8.0g | At some point during the COVID-19 pandemic did you look for a job? | 1 Yes 2 No |
| q09_37h | byte | %8.0g | And could you find a job? | 1 Yes 2 No |
| q09_38 | byte | %8.0g | Have you ever undertaken any vocational/ technical training? | 1 Yes 2 No |

Database file RT002 - Individuals

| Variable name | Type | Format | Label | Values |
|---------------|--------|--------|---|--|
| q09_39 | byte | %70.0g | What area was this training in? | 1 Farming 2 Skilled Trade (e.g. Car mechanics, carpentry, hairdressing, electrics) 3 Upholstery/ Garments 4 Hairdressing/ Cosmetology 5 Teaching/Nursing/ Child Care 6 Hospitality 7 Cultural Skills (dance, drama, film, craft, etc.) 8 Business Studies 9 Leadership/ Teamwork 10 Other (Specify) |
| q09_40 | str100 | %100s | Specify training area | |
| q09_41 | byte | %70.0g | Who financed this training? | 1 Totally by my employer 2 Partially by my employer 3 It was offered freely by the government (for non-government employees) 4 It was totally financed by myself/ my family 5 Other |
| q09_42 | byte | %16.0g | How long ago did you undertake your last training? | 1 0-6 months ago 2 7-12 months ago 3 1-3 years ago 4 Over 3 years ago |
| q09_43 | int | %8.0g | What was the duration of this training (in days)? | |
| q10_01 | byte | %8.0g | Do you usually obtain any income from your work, either in cash or in kind? | 1 Yes 2 No |
| q10_02a | double | %10.0g | What was your GROSS income during the last 1 month from your main job, that is b | |
| q10_02b | double | %10.0g | What was your NET income during the last 1 month from your main job, that is aft | |
| q10_03 | byte | %8.0g | Do you get this approximate income every month? | 1 Yes 2 No |
| q10_04a | double | %10.0g | What was your GROSS income during the last 1 month from any other jobs (GROSS pa | |
| q10_04b | double | %10.0g | What was your NET income during the last 1 month from any other jobs (NET pay)? | |
| q10_05 | byte | %8.0g | Do you get this approximate income every month? | 1 Yes 2 No |
| q10_06 | double | %10.0g | In the past month, how much did you receive from rental income for house, land a | |
| q10_07 | double | %10.0g | In the past month, how much did you receive from AOV? | |
| q10_08 | double | %10.0g | In the past month, how much did you receive from New General Pension Act? | |
| q10_09 | double | %10.0g | In the past month, how much did you receive from Civil service pension? | |
| q10_10 | double | %10.0g | In the past month, how much did you receive from private employer? | |
| q10_11 | double | %10.0g | In the past month, how much did you receive from Widow's pension? | |
| q10_12 | double | %10.0g | In the past month, how much did you receive from Voluntary private pension? | |
| q10_13 | double | %10.0g | In the past month, how much did you receive from Financial assistance (welfare g | |
| q10_14 | double | %10.0g | In the past month, how much did you receive from Alimony, child support? | |
| q10_15 | double | %10.0g | In the past month, how much did you receive from Child support from your employer | |

Database file RT002 - Individuals

| Variable name | Type | Format | Label | Values |
|---------------|--------|--------|--|--|
| q10_16 | double | %10.0g | In the past month, how much did you receive from Money received from other relatives living in Suriname? | |
| q10_17a | double | %10.0g | In the past month, how much did you receive from Money sent by relatives and fri | |
| q10_17b | double | %10.0g | In the past month, how much did you receive from Money sent by relatives and fri | |
| q10_17c | double | %10.0g | In the past month, how much did you receive from Money sent by relatives and fri | |
| q10_18 | double | %10.0g | Did you receive money from any of the following sources in the past 12 months? S | |
| q10_19 | double | %10.0g | Did you receive money from any of the following sources in the past 12 months? D | |
| q10_20 | double | %10.0g | Did you receive money from any of the following sources in the past 12 months? I | |
| q10_21 | double | %10.0g | Did you receive money from any of the following sources in the past 12 months? I | |
| q10_22 | double | %10.0g | Did you receive money from any of the following sources in the past 12 months? I | |
| q10_23 | double | %10.0g | Did you receive money from any of the following sources in the past 12 months? A | |
| q10_23c | byte | %18.0g | Now imagine that your household lost its main source of income. In this case, yo | 1 1 to 3 days 2 4 to 7 days 3 2 weeks 4 3 weeks to 1 month 5 More than 1 month |
| q10_27a | byte | %8.0g | Do you have a ?checking account? | 1 Yes 2 No |
| q10_27b | byte | %8.0g | Do you have a ?saving account? | 1 Yes 2 No |
| q10_28 | byte | %8.0g | Do you currently participate in Meeting turns (i.e. Rotating savings and credit | 1 Yes 2 No |
| q10_29 | byte | %8.0g | Have you ever participated in Meeting turns (i.e. Rotating savings and credit as | 1 Yes 2 No |
| q10_29a | byte | %8.0g | Have you applied for a personal loan in a formal financial institution in the pa | 1 Yes 2 No |
| q10_29b | byte | %8.0g | Have you been approved that/ those loan/s in the past 6 months? Include mortgage | 1 Yes 2 No |
| q10_29c | byte | %42.0g | What was the main reason for not applying for a personal loan in the past 6 mont | 1 Because I thought it would not be approved 2 Did not need it 3 Would not be able to pay back 4 Other reason |
| q10_30 | byte | %8.0g | Have you ever applied for a personal loan in a formal financial institution? Include mortgages | 1 Yes 2 No |
| q10_31 | byte | %8.0g | Have you ever been approved for a personal loan in a formal financial institution? | 1 Yes 2 No |
| q10_32 | byte | %8.0g | Are you currently repaying any personal loan or mortgage? | 1 Yes 2 No |
| q10_33 | double | %10.0g | For how many SRD in total was/were the personal loan/s that you are currently repaying? | |
| q10_34 | double | %10.0g | How many SRD do you need in total each month to repay on your personal loan/s? | |
| q11_02_01 | double | %10.0g | How much did you spend in [PROD_CODE] in the past 7 days? Beer | |
| q11_02_02 | double | %10.0g | How much did you spend in [PROD_CODE] in the past 7 days? Breakfast | |
| q11_02_03 | double | %10.0g | How much did you spend in the past 7 days? Carbonated and non carbonated waters | |

Database file RT002 - Individuals

| Variable name | Type | Format | Label | Values |
|---------------|--------|--------|--|--------|
| q11_02_04 | double | %10.0g | How much did you spend in [PROD_CODE] in the past 7 days? Coffe, tea | |
| q11_02_05 | double | %10.0g | How much did you spend in the past 7 days? Cola and other carbonated beverages | |
| q11_02_06 | double | %10.0g | How much did you spend in [PROD_CODE] in the past 7 days? Dinner | |
| q11_02_07 | double | %10.0g | How much did you spend in [PROD_CODE] in the past 7 days? Fruit juice | |
| q11_02_08 | double | %10.0g | How much did you spend in [PROD_CODE] in the past 7 days? Meat sausage, beere | |
| q11_02_09 | double | %10.0g | How much did you spend in [PROD_CODE] in the past 7 days? Ice cream | |
| q11_02_10 | double | %10.0g | How much did you spend in [PROD_CODE] in the past 7 days? Lunch | |
| q11_02_11 | double | %10.0g | How much did you spend in [PROD_CODE] in the past 7 days? Pizza | |
| q11_02_12 | double | %10.0g | How much did you spend in [PROD_CODE] in the past 7 days? Whisky, wine, rum, oth | |
| q11_02_13 | double | %10.0g | How much did you spend in [PROD_CODE] in the past 7 days? Other meals | |
| q11_02_13_ot | str50 | %50s | How much did you spend in [PROD_CODE] in the past 7 days? Other specify | |
| q11_02_14 | double | %10.0g | How much did you spend in [PROD_CODE] in the past 7 days? Other meals 2 | |
| q11_02_14_ot | str50 | %50s | How much did you spend in [PROD_CODE] in the past 7 days? Other specify 2 | |
| q11_02_15 | double | %10.0g | How much did you spend in [PROD_CODE] in the past 7 days? Cigarettes | |
| q11_02_16 | double | %10.0g | How much did you spend in [PROD_CODE] in the past 7 days? Cigars | |
| q11_02_17 | double | %10.0g | How much did you spend in [PROD_CODE] in the past 7 days? Smoking accesories | |
| q11_02_18 | double | %10.0g | How much did you spend in [PROD_CODE] in the past 7 days? Tobacco | |
| q11_02_19 | double | %10.0g | How much did you spend in [PROD_CODE] in the past 7 days?Diesel Oil | |
| q11_02_20 | double | %10.0g | How much did you spend in [PROD_CODE] in the past 7 days? Gasoline | |
| q11_02_21 | double | %10.0g | How much did you spend in [PROD_CODE] in the past 7 days? Lubricanting Oils | |
| q11_02_22 | double | %10.0g | How much did you spend in [PROD_CODE] in the past 7 days? Parking fees | |
| q11_02_23 | double | %10.0g | How much did you spend in [PROD_CODE] in the past 7 days?Other moving expenses | |
| q11_02_23_ot | str50 | %50s | How much did you spend in [PROD_CODE] in the past 7 days? Other specify | |
| q11_02_24 | double | %10.0g | How much did you spend in [PROD_CODE] in the past 7 days? Bus fares | |
| q11_02_25 | double | %10.0g | How much did you spend in [PROD_CODE] in the past 7 days? School bus | |
| q11_02_26 | double | %10.0g | How much did you spend in [PROD_CODE] in the past 7 days? Taxi fares | |
| q11_02_27 | double | %10.0g | How much did you spend in [PROD_CODE] in the past 7 days? Boat costs | |
| q11_02_28 | double | %10.0g | How much did you spend in [PROD_CODE] in the past 7 days?Books (not for studying | |
| q11_02_29 | double | %10.0g | How much did you spend in [PROD_CODE] in the past 7 days? Magazines | |

Database file RT002 - Individuals

| Variable name | Type | Format | Label | Values |
|---------------|--------|--------|---|--|
| q11_02_30 | double | %10.0g | How much did you spend in [PROD_CODE] in the past 7 days? Newspapers, journals a | |
| q11_02_31 | double | %10.0g | How much did you spend in the past 7 days? ticket to spectator sporting: football | |
| q11_02_32 | double | %10.0g | How much did you spend in the past 7 days? Other recreational and cultural activ | |
| q11_02_33 | double | %10.0g | How much did you spend in [PROD_CODE] in the past 7 days? Other | |
| q11_02_33_ot | str50 | %50s | How much did you spend in [PROD_CODE] in the past 7 days? Other specify | |
| q11_02_34 | double | %10.0g | How much did you spend in the past 7 days? Cellphone prepaid card/ top up | |
| q22_01 | double | %10.0g | Cell Phone number | |
| q21_a1 | byte | %17.0g | It is important that people of different ethnic groups live in my neighborhood R | 1 Strongly agree 2 Agree 3 Disagree 4 Strongly disagree |
| q21_a2 | byte | %17.0g | It is important to send my kids to a school where children of different ethnic g | 1 Strongly agree 2 Agree 3 Disagree 4 Strongly disagree |
| q21_a3 | byte | %17.0g | It is important for kids to have friends who are of different ethnic groups RO | 1 Strongly agree 2 Agree 3 Disagree 4 Strongly disagree |
| q21_a4 | byte | %17.0g | Marriages between people of different ethnic groups is good for our society RO | 1 Strongly agree 2 Agree 3 Disagree 4 Strongly disagree |
| q21_a5 | byte | %17.0g | Discrimination because people are from another ethnic group is a problem like an | 1 Strongly agree 2 Agree 3 Disagree 4 Strongly disagree |
| q21_a6 | byte | %17.0g | All ethnic groups in Suriname are treated the same by the police RO | 1 Strongly agree 2 Agree 3 Disagree 4 Strongly disagree |
| q21_a7 | byte | %17.0g | All ethnic groups in Suriname are treated the same by the government RO | 1 Strongly agree 2 Agree 3 Disagree 4 Strongly disagree |
| q21_a8 | byte | %17.0g | It is important that people at home separate their waste into plastic waste, pap | 1 Strongly agree 2 Agree 3 Disagree 4 Strongly disagree |
| q21_a9 | byte | %17.0g | It is easy to access the COVID-19 vaccine in Suriname. | 1 Strongly agree 2 Agree 3 Disagree 4 Strongly disagree |
| q21_a10 | byte | %17.0g | It is important that all children physically attend school throughout the COVID- | 1 Strongly agree 2 Agree 3 Disagree 4 Strongly disagree |
| q21_b1 | byte | %16.0g | How important or unimportant is it that people of different ethnic groups live i | 1 Very important 2 Important 3 Unimportant 4 Very unimportant |

Database file RT002 - Individuals

| Variable name | Type | Format | Label | Values |
|---------------|------|--------|--|--|
| q21_b2 | byte | %16.0g | How important or unimportant is it for you to send your kids to a school where t | 1 Very important 2 Important 3 Unimportant 4 Very unimportant |
| q21_b3 | byte | %16.0g | How important or unimportant is it for kids to have friends who are of different | 1 Very important 2 Important 3 Unimportant 4 Very unimportant |
| q21_b4 | byte | %16.0g | Do you think, for your society, that marriages between people of different ethn | 1 Very important 2 Important 3 Unimportant 4 Very unimportant |
| q21_b5 | byte | %16.0g | How similar or different is discrimination based on ethnic groups the same or di | 1 Very important 2 Important 3 Unimportant 4 Very unimportant |
| q21_b6 | byte | %16.0g | How equally or unequally are people of different ethnic groups treated by the po | 1 Very important 2 Important 3 Unimportant 4 Very unimportant |
| q21_b7 | byte | %16.0g | How equally or unequally are people of different ethnic groups treated by the go | 1 Very important 2 Important 3 Unimportant 4 Very unimportant |
| q21_b8 | byte | %16.0g | How important or unimportant is it that people at home separate their waste into | 1 Very important 2 Important 3 Unimportant 4 Very unimportant |
| q21_b9 | byte | %14.0g | How easy or difficult is it to access the COVID-19 vaccine in Suriname? | 1 Very easy 2 Easy 3 Difficult 4 Very difficult |
| q21_b10 | byte | %16.0g | How important or unimportant is it that all children physically attend school throughout the COVID-19 pandemic? RO | 1 Very important 2 Important 3 Unimportant 4 Very unimportant |

| Database file RT140 - Food Consumption | | | |
|--|--------|--------|---|
| Variable name | Type | Format | Label |
| hhid | str11 | %11s | Household ID |
| weight | double | %10.4f | Weight |
| stratum | double | %10.0g | Sampling Stratum |
| psu | long | %10.0g | Primary Sampling Unit |
| domain | double | %26.0g | Estimation domain |
| gp_subdom | double | %20.0g | Great Paramaribo subdomains |
| district | str10 | %-9s | District |
| panel | byte | %8.0g | Panel Household |
| hhid16 | double | %10.0g | HH_ID in SSLC 2016 |
| fortnight | byte | %10.0g | Fortnight |
| foodcode | int | %39.0g | |
| q14_01n | str60 | %60s | Food item name |
| q14_01u | byte | %8.0g | Food item unit |
| quantity | float | %9.0g | Quantity (in kg or lt) |
| anncoeff | double | %10.0g | Annualization coefficient |
| q14_02 | int | %8.0g | How often do you buy [FOOD]? (EVERY HOW MANY DAYS) |
| q14_03_1 | double | %10.0g | How much [FOOD] did you buy last time and how much did you pay for it? Quantity |
| q14_03_2 | double | %10.0g | How much [FOOD] did you buy last time and how much did you pay for it? Amount |
| q14_04 | byte | %18.0g | How did you get that [FOOD]? (MAIN SOURCE) |
| q14_05 | double | %10.0g | How much [FOOD] does your household consume per week? Quantity |

Database file RT141 - Non-Food Consumption

| Variable name | Type | Format | Label | Values |
|---------------|--------|--------|---|--|
| hhid | str11 | %11s | Household ID | |
| weight | double | %10.4f | Weight | |
| stratum | double | %10.0g | Sampling Stratum | |
| psu | long | %10.0g | Primary Sampling Unit | |
| domain | double | %26.0g | Estimation domain | 1 Great Paramaribo 2 Rest of the coastal region 3 Interior |
| gp_subdom | double | %20.0g | Great Paramaribo subdomains | 1 Paramaribo 2 Paramaribo outskirts |
| district | str10 | %-9s | District | |
| panel | byte | %8.0g | Panel Household | 0 Nonpanel 1 Panel |
| hhid16 | double | %10.0g | HH_ID in SSLC 2016 | |
| fortnight | byte | %10.0g | Fortnight | |
| nfcode | int | %44.0g | | |
| q14_01n | str60 | %60s | Non-food item 30d name | |
| anncoeff | double | %10.0g | Annualization coefficient | |
| q14_d2_ | double | %10.0g | Amount spent BDS | |
| q14_d2 | double | %10.0g | Amount spent BDS (as originally reported) | |
| q14_d3m | byte | %24.0g | In which month did you buy that [ITEM]? | -1 Don't know (DO NOT READ) 1 January 2 February 3 March 4 April 5 May 6 June 7 July 8 August 9 September 10 October 11 November 12 December |
| q14_d3y | int | %8.0g | In which year did you buy that [ITEM]? | |

Database file RT142 - Shocks

| Variable name | Type | Format | Label | Values |
|---------------|--------|---------|--|--|
| hhid | str11 | %11s | Household ID | |
| weight | double | %10.4f | Weight | |
| stratum | double | %10.0g | Sampling Stratum | |
| psu | long | %10.0g | Primary Sampling Unit | |
| domain | double | %26.0g | Estimation domain | 1 Great Paramaribo 2 Rest of the coastal region 3 Interior |
| gp_subdom | double | %20.0g | Great Paramaribo subdomains | 1 Paramaribo 2 Paramaribo outskirts |
| district | str10 | %-9s | District | |
| panel | byte | %8.0g | Panel Household | 0 Nonpanel 1 Panel |
| hhid16 | double | %10.0g | HH_ID in SSLC 2016 | |
| fortnight | byte | %10.0g | Fortnight | |
| shockcode | int | %103.0g | Shocks item code | 2001 Unusually harsh drought 2002 Floods 2004 Economic/financial shock (loss or reduction of income/high input or food prices/low output prices) 2005 Health shocks (death or illness of a household member) 2006 Conflict/violence shocks 2007 Theft of Money/ Valuables /Non-Agricultural Assets 2008 Fire 2009 Other (Specify) |
| q20_01n | str120 | %120s | Shocks item name | |
| q20_02 | byte | %10.0g | How much did [SHOCK CODE] affect your household's livelihood? | 1 Not at all 2 Somewhat 3 A lot |
| q20_03 | byte | %33.0g | To what extent was your household able to recover from [SHOCK CODE]? | 1 Not affected significantly really 2 Recovered and better off now 3 Recovered to same level 4 Recovered some, but worse 5 Did not recover |
| q20_04 | byte | %43.0g | What is the main factor that facilitated your household's recovery from [SHOCK C | -1 Don't know (DO NOT READ) 1 Household savings 2 Credit from financial institution 3 Insurance 4 Remittances from abroad 5 Support from friends/ family in Suriname 6 Support from NGO or international org 7 Support from the government 8 Household member(s) took on more employment 9 Reduced expenditures 10 Other |